



**INDEPENDENT AUDITORS' LIMITED REVIEW REPORT ON THE UNAUDITED FINANCIAL RESULTS
FOR THE QUARTER AND NINE MONTHS ENDED DECEMBER 31, 2021**

To the Board of Directors of NLC Tamil Nadu Power Limited

1. We have reviewed the accompanying statement of unaudited financial results of **NLC Tamil Nadu Power Limited** (herein after referred to as "the Company"), for the quarter and nine months ended December 31, 2021 (herein after referred to as "the Statement") being submitted by the Company pursuant to the requirement of Regulation 33 of SEBI (Listing Obligation and Disclosure Requirement) Regulations 2015, as amended (the "Listing Regulations"). This Statement is the responsibility of the Company's Management and has been approved by the Company's Board of Directors. Our responsibility is to issue a report on the Statement based on our review.
2. We conducted our review of the Statement in accordance with the Standard on Review Engagement (SRE) 2410, "Review of Interim Financial Information Performed by the Independent Auditor of the Entity", issued by the Institute of Chartered Accountants of India. This standard requires that we plan and perform the review to obtain moderate assurance as to whether the financial statements are free of material misstatement. A review is limited primarily to inquiries of company personnel and analytical procedures applied to financial data and thus provide less assurance than an audit. We have not performed an audit and accordingly, we do not express an audit opinion.
3. Based on our review conducted as above, nothing has come to our attention that causes us to believe that the accompanying Statement read with notes thereon, prepared in accordance with applicable Indian Accounting Standards (Ind AS) specified under Section 133 of Companies Act 2013 read with relevant rules issued there under and other recognized accounting practices and policies, has not disclosed the information required to be disclosed in terms of Listing Regulations, including the manner in which it is to be disclosed, or that it contains any material misstatement.

**For Price Patt & Co.,
Chartered Accountants
Firm Regn. No: 002783S**



S. R. Tagat

(S R TAGAT)

Partner

Membership No: 025332

UDIN: 22025332AAQEJN1326

**Place: Chennai
Date: 07.02.2022**

NLC TAMIL NADU POWER LIMITED
 Regd. Office: No.135, EVR Periyar High Road, Kilpauk, Chennai - 600010, Tamil Nadu.
 CIN No.: U40102TN2005GOI058050, Website: www.ntplpower.com

Extract of the statement of Un-audited Financial Results for the Quarter and Nine Months Ended December 31, 2021

Sl. No.	Particulars	Quarter Ended			Nine Months Ended		Year Ended
		31.12.2021	30.09.2021	31.12.2020	31.12.2021	31.12.2020	31.03.2021
		(Unaudited)	(Unaudited)	(Unaudited)	(Unaudited)	(Unaudited)	(Audited)
1	Total Income from operations (Net)	39,506.61	66,370.06	76,530.23	1,78,851.77	2,20,539.73	2,95,887.21
2	Net Profit/(Loss) for the period before Tax (before Exceptional & Rate Regulated Activity)	(3,810.78)	12,032.88	13,828.81	18,435.56	31,515.53	43,621.47
3	Net Profit/(Loss) for the period before Tax (after Exceptional & Rate Regulated Activity)	(1,683.64)	15,787.19	17,501.50	28,013.11	40,655.05	56,040.80
4	Net Profit/(loss) for the period after Tax	(1,106.96)	10,266.92	10,912.71	18,200.51	26,078.23	36,300.02
5	Total Comprehensive Income for the period [comprising Profit/(Loss) for the period (after tax) and Other Comprehensive income (after Tax)]	(1,080.96)	10,266.40	10,905.74	18,225.26	25,700.27	35,948.02
6	Paid -up Equity Share Capital (Face Value of ₹10/- each)	2,18,804.20	2,18,804.20	2,18,804.20	2,18,804.20	2,18,804.20	2,18,804.20
7	Reserves (excluding Revaluation Reserve)	56,048.20	57,129.16	49,455.61	56,048.20	49,455.61	59,703.36
8	Net Worth	2,74,852.40	2,75,933.36	2,68,259.81	2,74,852.40	2,68,259.81	2,78,507.56
9	Paid up Debt Capital/Outstanding Debt	3,16,519.53	3,65,498.26	4,97,731.05	3,16,519.53	4,97,731.05	4,98,454.10
10	Debt Equity Ratio	1.15	1.32	1.86	1.15	1.86	1.79
11	Debt Service Coverage Ratio (DSCR) (Annualised)	0.73	1.73	1.68	1.36	1.51	1.55
12	Interest Service Coverage Ratio (ISCR)	2.66	5.68	3.95	4.46	3.41	3.62
13	Earnings per Equity Share (of ₹10 each) from continuing operations (before adjustment of Net Regulatory Deferral Balance):						
	Basic (in ₹)	(0.13)	0.33	0.39	0.47	0.87	1.22
	Diluted (in ₹)	(0.13)	0.33	0.39	0.47	0.87	1.22
14	Earning per Equity Share (of ₹10 Each) from continuing operations (after adjustment of Net Regulatory Deferral Balance):						
	Basic (in ₹)	(0.05)	0.47	0.50	0.83	1.19	1.66
	Diluted (in ₹)	(0.05)	0.47	0.50	0.83	1.19	1.66

Note: The above is an extract of the detailed format of Quarter and Nine Months Ended Un-audited financial results filed with the Stock Exchange in terms of SEBI Circular SEBI/HO/DDHS/DDHS/CIR/P/2019/167 dt. Dec 24, 2019. The full format of the Quarter and Nine Months Ended Un-audited financial results are available on the Stock Exchange website at www.bseindia.com and on company's website i.e. www.ntplpower.com.

For NLC Tamil Nadu Power Limited


 D. Dhanapal
 Chief Financial Officer


 K.S. Gopalakrishnan
 Chief Executive Officer



For Price Patt & Co.
 Chartered Accountants
 Firm Regn. No. 0027835


 S.R. TAGAT
 Partner
 M. No. 025332
 Place: CHENNAI
 Date: 07-02-2022



Place: Tuticorin
 Date: 07.02.2022


NLC TAMIL NADU POWER LIMITED

Additional disclosure as per Regulation 52(4) of Securities and Exchange Board of India (Listing Obligations and Disclosure Requirements) Regulations, 2015 for the Quarter and Nine Months Ended December 31,2021

Sl. No.	Particulars	Quarter Ended			Nine Months Ended		Year Ended
		31.12.2021	30.09.2021	31.12.2020	31.12.2021	31.12.2020	31.03.2021
		(Unaudited)	(Unaudited)	(Unaudited)	(Unaudited)	(Unaudited)	(Audited)
1	Debt Equity Ratio (Paid up Debt Capital / Total Equity)	1.15	1.32	1.86	1.15	1.86	1.79
2	Debt Service Coverage Ratio (Earnings before Interest, Depreciation, Exceptional items and Tax / [Interest + Principal Repayment on long term borrowings]) (Annualised)	0.73	1.73	1.68	1.36	1.51	1.55
3	Interest Service Coverage Ratio (Earnings before Interest, Depreciation, Exceptional items and Tax / Interest)	2.66	5.68	3.95	4.46	3.41	3.62
4	Net Worth (Equity Share Capital + Retained earnings) (₹ in Lakh)	2,74,852.40	2,75,933.36	2,68,259.81	2,74,852.40	2,68,259.81	2,78,507.56
5	Net Profit /(loss) after Tax (excl. Other Comprehensive Income) (₹ in Lakh)	(1,106.96)	10,266.92	10,912.71	18,200.51	26,078.23	36,300.02
6	Earnings per Equity Share (of ₹10 each) from continuing operations (before adjustment of Net Regulatory Deferral Balance):						
	Basic (in ₹)	(0.13)	0.33	0.39	0.47	0.87	1.22
	Diluted (in ₹)	(0.13)	0.33	0.39	0.47	0.87	1.22
7	Earning per Equity Share (of ₹10 Each) from continuing operations (after adjustment of Net Regulatory Deferral Balance):						
	Basic (in ₹)	(0.05)	0.47	0.50	0.83	1.19	1.66
	Diluted (in ₹)	(0.05)	0.47	0.50	0.83	1.19	1.66
8	Current Ratio (Current Assets / Current Liabilities)	0.50	0.62	0.75	0.50	0.75	0.77
9	Long term debt to working capital ratio (Long term borrowings incl. current maturities of long term borrowings / [Working capital excl. current maturities of long term borrowings]) *	3.82	5.18	6.39	3.82	6.39	8.16
10	Bad debts to account receivable ratio (Bad debts / Average trade receivables)	-	-	-	-	-	-
11	Current Liability Ratio (Current Liabilities / Total Liabilities)	0.53	0.55	0.61	0.53	0.61	0.61
12	Total debt to total assets ratio (Paid up Debt Capital / Total Assets)	0.48	0.51	0.59	0.48	0.59	0.59
13	Debtors turnover ratio (Credit Sales / Average trade receivables) - Annualised	1.93	2.54	1.27	1.69	1.35	1.34
14	Inventory turnover ratio (Revenue from operations / Average Inventory) - Annualised	11.10	17.34	8.57	13.07	6.88	9.29
15	Operating Margin (%) ([Net Profit/(Loss) before Interest, Exceptional items and Tax - Other Income] / Revenue from operations)	0.50	27.69	25.90	19.77	23.85	23.68
16	Net profit margin (%) (Net Profit /(loss) after Tax [excl. Other Comprehensive Income] / Revenue from operations)	(3.01)	16.42	16.20	10.85	13.35	13.81

* Working Capital is negative.

For NLC Tamil Nadu Power Limited


D. Dhanapal
Chief Financial Officer


K.S. Gopalakrishnan
Chief Executive Officer



For Price Patt & Co.
Chartered Accountants
Firm Regn. No. 0027835


S.R. TAGAT
Partner
M. No. 025332
Place: CHENNAI.
Date: 07-02-2022



Place: Tuticorin
Date: 07.02.2022

NLC TAMIL NADU POWER LIMITED
Balance Sheet as at 31st December, 2021

(₹ In Lakh)

	Particulars	Note No.	As at 31st December 2021 (Unaudited)	As at 31st December 2020 (Unaudited)	As at 31st March 2021
	ASSETS				
1)	Non-current assets				
	(a) Property, Plant and Equipment	1	4,72,833.78	5,09,378.90	5,00,060.07
	(b) Right-of-Use Assets	2	2,611.68	2,779.31	2,737.98
	(c) Intangible Assets	3	299.36	4.40	347.04
	(d) Capital work-in-progress	4	2,103.64	2,217.68	2,183.22
	(e) Financial Assets	5			
	(i) Loans	a	67.37	65.31	70.22
	(f) Other Non Current Assets	6	5,279.83	4,131.00	4,296.72
			4,83,195.66	5,18,576.60	5,09,695.25
2)	Current assets				
	(a) Inventories	7	13,537.22	39,761.79	20,688.91
	(b) Financial Assets	8			
	(i) Trade receivables	a	63,903.23	1,92,520.63	1,94,239.64
	(ii) Loans	b	58.99	58.75	57.97
	(iii) Cash and cash equivalents	c	849.82	647.45	489.86
	(iv) Other bank balances	d	325.95	43.94	43.93
	(v) Other Financial Assets	e	189.58	-	5.35
	(c) Income Tax Asset (Net)	9	334.12	-	553.72
	(d) Other Current Assets	10	20,952.34	24,714.22	47,543.88
			1,00,751.25	2,57,746.78	2,63,623.26
3)	Regulatory Deferral Account Debit Balances	11	74,202.50	60,793.38	64,624.95
	Total Assets and Regulatory Deferral Account Debit Balance		6,58,149.41	8,37,116.76	8,37,943.46
	EQUITY AND LIABILITIES				
	Equity				
	(a) Equity Share capital	12	2,18,804.20	2,18,804.20	2,18,804.20
	(b) Other Equity	13			
	(i) Retained earnings	a	56,048.20	49,455.61	59,703.36
			2,74,852.40	2,68,259.81	2,78,507.56
	Liabilities				
1)	Non-current liabilities				
	(a) Financial Liabilities	14			
	(i) Borrowings	a	1,49,939.95	1,99,217.74	1,90,859.37
	(b) Deferred Tax Liability (Net)	15	21,411.10	13,895.04	16,435.51
	(c) Other Non Current Liabilities	16	9,737.36	9,836.89	9,821.90
			1,81,088.41	2,22,949.67	2,17,116.78
2)	Current liabilities				
	(a) Financial Liabilities	17			
	(i) Borrowings	a	1,66,579.58	2,98,513.31	3,07,594.73
	(ii) Trade payables	b			
	- Total outstanding dues of Micro and Small enterprises		66.47	867.68	943.75
	- Total outstanding dues of creditors other than Micro and Small enterprises		26,430.21	32,646.16	19,808.17
	(iii) Other financial liabilities	c	69.36	195.75	237.58
	(b) Income Tax Liability (Net)	18	-	182.92	-
	(c) Other current liabilities	19	7,109.28	10,375.40	12,183.19
	(d) Provisions	20	1,953.70	3,126.06	1,551.70
			2,02,208.60	3,45,907.28	3,42,319.12
3)	Regulatory Deferral Account Credit Balances	21	-	-	-
	Total Equity and Liabilities and Regulatory Deferral Account Credit Balance		6,58,149.41	8,37,116.76	8,37,943.46

For and on behalf of NLC Tamil Nadu Power Limited


D. DHANAPAL
CHIEF FINANCIAL OFFICER


K.S. GOPALAKRISHNAN
CHIEF EXECUTIVE OFFICER



Place: Tuticorin
Date: 07.02.2022
This is the Balance Sheet referred to in our report of even date.

For Price Patt & Co.
Chartered Accountants
Firm Regn. No. 002783S


S.R. TAGAT
Partner
M. No. 025332
Place: CHENNAI
Date: 07.02.2022



NLC TAMIL NADU POWER LIMITED
Statement of Profit and Loss for the period ended 31st December, 2021

(₹ In Lakh)

	Particulars	Note No.	For the quarter ended 31st December 2021 (Unaudited)	For the quarter ended 30th September 2021 (Unaudited)	For the quarter ended 31st December 2020 (Unaudited)	For the 9 months ended 31st December 2021 (Unaudited)	For the 9 months ended 31st December 2020 (Unaudited)	For the year ended 31st March 2021
	INCOME							
I	Revenue from Operations	22	36,738.50	62,511.02	67,342.71	1,67,764.74	1,95,273.49	2,62,946.04
II	Other Income	23	2,768.11	3,859.04	9,187.52	11,087.03	25,266.24	32,941.17
III	Total Income (I+II)		39,506.61	66,370.06	76,530.23	1,78,851.77	2,20,539.73	2,95,887.21
	EXPENSES							
IV	Cost of materials consumed	24	23,446.54	34,794.61	38,904.10	1,00,107.18	1,16,259.62	1,56,329.61
	Employee benefits expenses	25	1,518.77	1,718.81	1,559.96	4,631.27	4,835.10	6,624.64
	Finance costs	26	4,636.92	5,381.47	9,126.14	16,239.68	29,337.26	36,751.70
	Depreciation and amortization expenses	27	9,398.52	9,411.91	9,385.10	28,233.65	28,115.01	37,979.90
	Other expenses	28	4,316.64	3,030.38	3,726.12	11,204.43	10,477.21	14,579.89
	Total expenses (IV)		43,317.39	54,337.18	62,701.42	1,60,416.21	1,89,024.20	2,52,265.74
V	Profit/(loss) before Exceptional, Tax and Rate Regulatory Activity (III-IV)		(3,810.78)	12,032.88	13,828.81	18,435.56	31,515.53	43,621.47
VI	Net Movement in regulatory deferral account balances income/(expenses)	29	2,127.14	3,754.31	3,672.69	9,577.55	10,990.82	14,822.38
VII	Profit/(loss) before Exceptional items and Tax (V+VI)		(1,683.64)	15,787.19	17,501.50	28,013.11	42,506.35	58,443.85
VIII	Exceptional Items	30	-	-	-	-	1,851.30	2,403.05
IX	Profit/(loss) before tax (VII-VIII)		(1,683.64)	15,787.19	17,501.50	28,013.11	40,655.05	56,040.80
X	Tax expense:							
	(1) Current tax							
	- Current Year Tax		(665.82)	2,102.38	2,550.76	3,221.06	5,317.53	7,285.58
	- Tax Expenses/(Savings) on Rate Regulated Account		371.65	655.96	691.56	1,673.39	1,970.18	2,619.94
	- Previous year		(1.85)	-	(0.31)	3.06	1.38	1.38
	(2) Deferred tax							
	- Deferred Tax		(574.82)	5,520.27	6,589.10	9,809.55	14,575.44	19,709.03
	- MAT Credit		294.16	(2,758.34)	(3,242.32)	(4,894.46)	(7,287.71)	(9,875.15)
	Total Tax Expenses		(576.68)	5,520.27	6,588.79	9,812.60	14,576.82	19,740.78
XI	Profit/(loss) for the period (IX-X)		(1,106.96)	10,266.92	10,912.71	18,200.51	26,078.23	36,300.02
XII	Other Comprehensive Income							
	A. Items not reclassified to Profit or Loss: (Net of Tax)							
	(i) Re-measurement of defined benefit plans	31	26.00	(0.52)	(6.97)	24.75	(377.96)	(352.00)
XIII	Total Comprehensive Income for the year (XI+XII) (Comprising Profit/(loss) and Other Comprehensive Income)		(1,080.96)	10,266.40	10,905.74	18,225.26	25,700.27	35,948.02
XIV	Earnings per equity share from continuing operations (Before net regulatory deferral adjustments):	32						
	(1) Basic (in ₹)		(0.13)	0.33	0.39	0.47	0.87	1.22
	(2) Diluted (in ₹)		(0.13)	0.33	0.39	0.47	0.87	1.22
XV	Earnings per equity share from continuing operations (After net regulatory deferral adjustments):	32						
	(1) Basic (in ₹)		(0.05)	0.47	0.50	0.83	1.19	1.66
	(2) Diluted (in ₹)		(0.05)	0.47	0.50	0.83	1.19	1.66

For and on behalf of NLC Tamil Nadu Power Limited


D.DHANAPAL
CHIEF FINANCIAL OFFICER


K.S.GOPALAKRISHNAN
CHIEF EXECUTIVE OFFICER



Place: Tuticorin
Date: 07.02.2022
This is the Statement of Profit and Loss referred to in our report of even date.
For Price Patt & Co.
Chartered Accountants
Firm Regn. No. 002783S


S.R.TAGAT
Partner
M. No. 025332
Place: CHENNAI.
Date: 07-02-2022



NLC TAMIL NADU POWER LIMITED
Statement of Changes in Equity for the period ended 31st December, 2021

A. Equity Share Capital

Name of the Shareholder	As at 31.03.2021		Movement during the period		As at 31.12.2021 (Unaudited)	
	No. of Shares	Equity Share Capital at par value of ₹ 10.00 each (₹ In Lakh)	No. of Shares	Equity Share Capital at par value of ₹ 10.00 each (₹ In Lakh)	No. of Shares	Equity Share Capital at par value of ₹ 10.00 each (₹ In Lakh)
(i) NLC India Ltd., - 89%	1947357380	1,94,735.74	-	-	1947357380	1,94,735.74
(ii) TANGEDCO - 11%	240684620	24,068.46	-	-	240684620	24,068.46
Total	2188042000	2,18,804.20	-	-	2188042000	2,18,804.20

B. Other Equity

(₹ in Lakh)

Particulars	Retained Earnings and Other Reserves
Balance as on 31st March, 2021	59,703.36
Total Comprehensive Income for the period	
Profit or Loss	18,200.51
Other Comprehensive income	24.75
Total Comprehensive Income	18,225.26
Dividend FY 2020-21	(21,880.42)
Appropriations - Transfer from/(to) Retained Earnings	-
Other Changes	-
Balance as on 31st December, 2021 (Unaudited)	56,048.20

For and on behalf of NLC Tamil Nadu Power Limited


D. DHANAPAL
CHIEF FINANCIAL OFFICER


K.S. GOPALAKRISHNAN
CHIEF EXECUTIVE OFFICER



Place: Tuticorin

Date: 07.02.2022

This is the Statement of changes in equity referred to in our report of even date.

For Price Patt & Co.

Chartered Accountants

Firm Regn. No. 002783S



S.R. TAGAT

Partner

M. No. 025332



Place: CHENNAI.

Date: 07-02-2022

NLC TAMIL NADU POWER LIMITED
Statement of Cash Flows for the period ended 31st December, 2021


(₹ In Lakh)

Particulars	For the 9 months ended 31st December 2021 (Unaudited)	For the 9 months ended 31st December 2020 (Unaudited)	For the year ended 31st March 2021
A. CASH FLOW FROM OPERATING ACTIVITIES			
(i) Net Profit before Tax	28,013.11	40,655.05	56,040.80
(ii) Adjustments for :			
Add: Depreciation	28,233.65	28,115.01	37,979.90
Interest Paid	16,170.32	29,337.26	36,514.12
Provisions	402.00	2,208.61	634.25
Less: Interest Received	(7.03)	(14.48)	(14.98)
Profit on Disposal of assets	-		(0.40)
(iii) Operating Profit before Working Capital Changes	72,812.05	1,00,301.45	1,31,153.69
(iv) Working Capital Changes in			
Inventory	7,151.69	(3,841.36)	15,231.52
Trade Receivables	1,30,336.41	(8,771.57)	(10,490.58)
Loans	1.83	31.88	27.75
Other Financial Assets	(184.23)	-	(5.35)
Other Current Assets	17,013.98	(2,926.33)	(29,587.56)
Current Liabilities	(5,217.38)	1,978.19	3,853.77
Other Liabilities	(84.55)	(83.11)	(98.08)
Trade Payables	5,744.76	(8,086.82)	(20,848.74)
(v) Cash flow before taxes and extraordinary items	2,27,574.56	78,602.34	89,236.42
(vi) Direct tax paid	(5,214.35)	(7,458.03)	(10,787.80)
(vii) Interest on direct tax	(3.05)	(1.38)	(31.75)
Net Cash flow from operations	2,22,357.16	71,142.93	78,416.87
B. CASH FLOW FROM INVESTING ACTIVITIES			
(i) Purchase / Transfer / Adjustment of Property, Plant & Equipment	(1,742.77)	(5,938.65)	(6,962.80)
(ii) Sale / Transfer / Adjustment of Property, Plant & Equipment	5.87	-	45.92
(iii) Interest Received	7.03	14.48	14.98
Net Cash flow from investing activities	(1,729.87)	(5,924.17)	(6,901.90)
C. CASH FLOW FROM FINANCING ACTIVITIES			
(i) Long Term Borrowings (Net)	(40,919.42)	(40,308.06)	(48,666.43)
(ii) Short term Borrowings (Net)	(1,41,015.15)	11,240.81	20,322.23
(iii) Interest Paid	(16,170.32)	(29,337.26)	(36,514.12)
(iv) Dividend Paid	(21,880.42)	(6,564.13)	(6,564.13)
Net Cash flow from financing activities	(2,19,985.31)	(64,968.64)	(71,422.45)
Net increase/(decrease) in Cash and Cash equivalents	641.98	250.12	92.52
Cash and cash equivalents as at the beginning of the period	533.79	441.27	441.27
Cash and cash equivalents as at the end of the period	1,175.77	691.39	533.79

Note:- () indicates cash outflow

DETAILS OF CASH AND CASH EQUIVALENTS	As at 31st December 2021	As at 31st December 2020	As at 31st March 2021
Cash at Bank in Current Accounts	849.81	647.44	489.84
Cash at Bank in Deposit Accounts	325.95	43.94	43.93
Others	0.01	0.01	0.02
Total	1,175.77	691.39	533.79

For and on behalf of NLC Tamil Nadu Power Limited


D.DHANAPAL
CHIEF FINANCIAL OFFICER


K.S.GOPALAKRISHNAN
CHIEF EXECUTIVE OFFICER



Place: Tuticorin
Date: 07.02.2022
This is the Statement of Cash Flows referred to in our report of even date.
For Price Patt & Co.
Chartered Accountants
Firm Regn. No. 002783S


S.R.TAGAT
Partner
M. No. 025332
Place: CHENNAI
Date: 07-02-2022



NLC TAMIL NADU POWER LIMITED
Note to Balance Sheet

NON CURRENT ASSETS

1. Property, Plant and Equipment

Description	Gross Block			Accumulation Depreciation			Net Block	
	As at 01st April 2021	Additions/ Trans./ Adjt.	Disposals/ Trans./ Adjt.	As at 01st April 2021	Withdrawa ls/Trans./ Adjt.	For the Period	As at 31st December 2021 (Unaudited)	As at 31st March 2021
	Trans./ Adjt.	Trans./ Adjt.	Trans./ Adjt.	Trans./ Adjt.	Trans./ Adjt.	Trans./ Adjt.	Trans./ Adjt.	Trans./ Adjt.
Freehold Land *	3,539.57	-	-	-	-	-	3,539.57	3,539.57
Buildings	11,539.28	823.50	-	1,947.54	-	342.73	10,072.51	9,591.74
Electrical Installations	479.12	-	-	233.17	-	19.46	252.63	245.95
Water Supply	556.81	-	-	143.10	-	21.62	164.72	413.71
Plant & Machinery **	6,95,590.11	5.54	-	2,10,064.02	-	27,589.51	2,37,653.53	4,85,526.09
Furniture & Equipment	1,169.78	2.43	9.00	456.08	3.13	72.26	525.21	713.70
Vehicles	93.80	-	-	64.49	-	6.31	70.80	29.31
Assets costing ₹ 5000 and below	15.15	-	-	15.15	-	-	15.15	-
Total	7,12,983.62	831.47	9.00	2,12,923.55	3.13	28,051.89	2,40,972.31	5,00,060.07
Previous Year	7,11,475.50	1,558.83	50.72	1,75,126.24	6.76	37,804.05	2,12,923.55	5,00,060.07

There is no impairment loss identified for the assets during the period.

Based on the initial finding by the physical verification committee, the net value of ₹135.41 Lakh considered damaged are included in the above schedule pending write off from asset register. Upon the final recommendation of committee, writeoff of fixed assets and consequent adjustments will be accounted in the books of account.

* Possession and right to use of the asset is held by NTPL. However, registration formalities are pending with State Government Authorities.

** Spares meeting the criteria of PPE and having a value more than ₹ 5 lakh has been considered for capitalisation and the depreciation has been charged on the basis of technically estimated useful life of the spares.

2. Right-of-Use Assets

Description	Gross Block			Accumulation Depreciation			Net Block	
	As at 01st April 2021	Additions/ Trans./ Adjt.	Disposals/ Trans./ Adjt.	As at 01st April 2021	Withdrawa ls/Trans./ Adjt.	For the Period	As at 31st December 2021 (Unaudited)	As at 31st March 2021
	Trans./ Adjt.	Trans./ Adjt.	Trans./ Adjt.	Trans./ Adjt.	Trans./ Adjt.	Trans./ Adjt.	Trans./ Adjt.	Trans./ Adjt.
Leasehold Land	5,028.93	-	-	2,290.95	-	126.30	2,417.25	2,737.98
Total	5,028.93	-	-	2,290.95	-	126.30	2,417.25	2,737.98
Previous Year	5,028.93	-	-	2,123.32	-	167.63	2,290.95	2,737.98

D. Dhanapal
D.DHANAPAL
Chief Financial Officer
NLC Tamil Nadu Power Limited
Harbour Estate, Tuticorin-628 004

K.S. Gopalakrishnan
K.S. GOPALAKRISHNAN
Chief Executive Officer
NLC Tamil Nadu Power Limited
Harbour Estate, Tuticorin-628 004

S.R. Tagat
S.R. TAGAT B.Com.,FCA.,
MEMBERSHIP # 025332
PARTNER,
PRICE PATT & CO.,
CHARTERED ACCOUNTANTS



3rd FLOOR, KR D GEE GEE CRYSTAL,
91-92, Dr. RADHA KRISHNAN SALAI,
MYLAPORE, CHENNAI - 600 004.

NLC Tamil Nadu Power Limited (Lessee) entered into lease agreement with V.O.Chidambaranar Port Trust (Lessor) for allocation of land for the purpose of establishing 2x500MW Thermal Power Project and constructing quarters for the employees of NLC Tamil Nadu Power Limited. The lease agreement period of project land and township land is Thirty (30) years from the date of 14.08.2007.

Clauses of the lease agreement of land allocated for the purpose of establishing 2x500MW Thermal Power Project describes:

"That if the lessee, at the expiration of the terms of lease, likes to continue the same business, the lessor may permit to continue the same with fresh agreement. In case the Lessee likes to suspend the operation, sooner to the period of determination thereof, surrender to the Lessor the demised plot of land after removing any constructions made by him thereon unless the Lessor express his willingness to purchase the same in which case the Lessee may sell the same to the Lessor at a valuation to be made by mutual consent or in case of disagreement of arbitration in the manner specified in the lease agreement."
 "The Leased property shall not be transferred by the Lessee to any third party either for mortgaging or by way of sub-lease, rent or any other means without the permission in writing of the Chairman, V.O.Chidambaranar Port Trust except for the purpose of establishing 2x500MW Thermal Power Project and certain infrastructure facilities which are essential to meet the function of power plant and social obligation to the employees."

Clauses of the lease agreement of land allocated for the purpose of constructing quarters for the employees of NLC Tamil Nadu Power Limited describes:

"That if the lessee, at the expiration of the terms of lease, likes to continue to use the land for residential purpose, the lessor may permit to continue the same with fresh agreement. In case the Lessee likes to suspend the operation, sooner to the period of determination thereof, surrender to the Lessor the demised plot of land after removing any constructions made by him thereon unless the Lessor express his willingness to purchase the same in which case the Lessee may sell the same to the Lessor at a valuation to be made by mutual consent or in case of disagreement of arbitration in the manner specified in the lease agreement."

"The Leased property shall not be transferred by the Lessee to any third party either for mortgaging or by way of sub-lease, rent or any other means without the permission in writing of the Chairman, V.O.Chidambaranar Port Trust except for the purpose of constructing quarters for the employees of NLC Tamil Nadu Power Limited and certain infrastructure facilities which are essential to meet social obligation of the employees."

3. Intangible Assets

Description	Gross Block			Accumulation Depreciation		Net Block	
	As at 01st April 2021	Additions/ Trans./ Adj.	Disposals/ Trans./ Adj.	As at 01st April 2021	Withdrawn/ Is/Trans./ Adj.	As at 31st December 2021 (Unaudited)	As at 31st March 2021 (Unaudited)
Computer Software	377.17	7.77	-	30.13	-	85.58	299.36
Total	377.17	7.77	-	30.13	-	85.58	299.36
Previous Year	33.30	349.06	5.19	25.54	3.63	8.22	347.04

There is no impairment loss identified for the assets during the period.

D. Dhamapal
D.DHAMAPAL
 Chief Financial Officer
 NLC Tamil Nadu Power Limited
 Harbour Estate, Tuticorin-628 004

K.S. Gopalakrishnan
K.S. GOPALAKRISHNAN
 Chief Executive Officer
 NLC Tamil Nadu Power Limited
 Harbour Estate, Tuticorin-628 004

S.R. Tagat
S.R. TAGAT B.Com., FCA.,
 MEMBERSHIP # 025332
 PARTNER,
 PRICE PATT & CO.,
 CHARTERED ACCOUNTANTS
 3rd FLOOR, KR D GEE GEE CRYSTAL,
 91-92, Dr. RADHA KRISHNAN SALAI,
 MYLAPORE, CHENNAI - 600 004.



NLC TAMILNADU POWER LIMITED

Note to Balance Sheet

NON CURRENT ASSETS
PROPERTY, PLANT AND EQUIPMENT

1. Tangible Assets

Description	Gross Block			Accumulation Depreciation			Net Block	
	As at	Additions/ Trans./ Adj.	Disposals/ Trans./ Adj.	As at	Withdrawa ls/Trans./ Adj.	For the Period	As at 31st	As at
	01st April 2020	Trans./ Adj.	Trans./ Adj.	01st April 2020	Adj.	December 2020	December 2020	31st March 2020
Freehold Land *	3,539.57	-	-	-	-	-	3,539.57	3,539.57
Buildings	11,351.81	27.62	-	1,518.74	-	318.00	9,542.69	9,833.06
Electrical Installations	479.12	-	-	207.23	-	19.46	252.43	271.90
Water Supply	555.47	1.34	-	114.02	-	21.88	420.91	441.45
Plant & Machinery **	6,94,309.55	1,001.80	42.51	1,72,851.62	-	27,551.05	4,94,866.17	5,21,457.93
Furniture & Equipment	1,128.91	28.05	-	361.55	-	69.95	725.46	767.34
Vehicles	98.77	-	-	60.79	-	6.31	31.67	37.97
Assets costing ₹ 5000 and below	12.31	-	-	12.31	-	-	-	-
Total	7,11,475.50	1,058.81	42.51	1,75,126.24	-	27,986.65	5,09,378.90	5,36,349.24
Previous Year	7,08,261.17	3,214.34	-	1,37,721.55	-	37,404.72	1,75,126.24	5,36,349.24

There is no impairment loss identified for the assets during the period.


* Possession and right to use of the asset is held by NTPL. However, registration formalities are pending with State Government Authorities.


** Items of spare parts, stand-by equipment and servicing equipment which meet the definition of property, plant and equipment as per Ind AS 16 are capitalized. Threshold value of ₹ 5,00 lakh per unit of spares and having useful life of more than 1 year has been approved for the purpose of identification and classification of any spares as capital spares. An amount of ₹ 2,257.18 Lakh, ₹ 172.35 lakh, ₹ 306.67 lakh and ₹ 275.82 lakh value of capital spares has been capitalised under Plant & Machinery during the FY 2019-20, quarter-1 of FY 2020-21, quarter-2 of FY 2020-21 and quarter-3 of FY 2020-21 respectively.

Based on the C&AG Comment for the FY 2019-20, Net Value of assets amounting to ₹ 42.51 Lakh has been charged to Profit and Loss Account under the head Consumption of Stores and Spares during the FY 2020-21.

2. Right-of-Use Assets

Description	Gross Block			Accumulation Depreciation			Net Block	
	As at	Additions/ Trans./ Adj.	Disposals/ Trans./ Adj.	As at	Withdrawa ls/Trans./ Adj.	For the Period	As at 31st	As at
	01st April 2020	Trans./ Adj.	Trans./ Adj.	01st April 2020	Adj.	December 2020	December 2020	31st March 2020
Leasehold Land	5,028.93	-	-	2,123.32	-	126.30	2,249.62	2,779.31
Total	5,028.93	-	-	2,123.32	-	126.30	2,249.62	2,905.61
Previous Year	5,028.93	-	-	1,955.69	-	167.63	2,123.32	2,905.61


D. DHYANAPAL
Chief Financial Officer
NLC Tamil Nadu Power Limited
Harbour Estate, Tuticorin-628 004


K.S. GOPALAKRISHNAN
Chief Executive Officer
NLC Tamil Nadu Power Limited
Harbour Estate, Tuticorin-628 004


S.R. TAGAT B.Com., FCA.,
MEMBERSHIP # 0255332
PARTNER,
PRICE PATT & CO.,
CHENNAI
CHARTERED ACCOUNTANTS

CHARTERED ACCOUNTANTS
3rd FLOOR, KR. GEE GEE CRYSTAL,
91-92, Dr. RADHA KRISHNAN SALAI,
MYLAPORE, CHENNAI - 600 004.



NLC Tamil Nadu Power Limited (Lessee) entered into lease agreement with V.O.Chidambaranar Port Trust (Lessor) for allocation of land for the purpose of establishing 2x500MW Thermal Power Project and constructing quarters for the employees of NLC Tamil Nadu Power Limited. The lease agreement period of project land and township land is Thirty (30) years from the date of 14.08.2007.

Clauses of the lease agreement of land allocated for the purpose of establishing 2x500MW Thermal Power Project describes:

"That if the lessee, at the expiration of the terms of lease, likes to continue the same business, the lessor may permit to continue the same with fresh agreement. In case the Lessee likes to suspend the operation, sooner to the period of determination thereof, surrender to the Lessor the demised plot of land after removing any constructions made by him thereon unless the Lessor express his willingness to purchase the same in which case the Lessee may sell the same to the Lessor at a valuation to be made by mutual consent or in case of disagreement of arbitration in the manner specified in the lease agreement."

"The Leased property shall not be transferred by the Lessee to any third party either for mortgaging or by way of sub-lease, rent or any other means without the permission in writing of the Chairman, V.O.Chidambaranar Port Trust except for the purpose of establishing 2x500MW Thermal Power Project and certain infrastructure facilities which are essential to meet the function of power plant and social obligation to the employees."

Clauses of the lease agreement of land allocated for the purpose of constructing quarters for the employees of NLC Tamil Nadu Power Limited describes:

"That if the lessee, at the expiration of the terms of lease, likes to continue to use the land for residential purpose, the lessor may permit to continue the same with fresh agreement. In case the Lessee likes to suspend the operation, sooner to the period of determination thereof, surrender to the Lessor the demised plot of land after removing any constructions made by him thereon unless the Lessor express his willingness to purchase the same in which case the Lessee may sell the same to the Lessor at a valuation to be made by mutual consent or in case of disagreement of arbitration in the manner specified in the lease agreement."

"The Leased property shall not be transferred by the Lessee to any third party either for mortgaging or by way of sub-lease, rent or any other means without the permission in writing of the Chairman, V.O.Chidambaranar Port Trust except for the purpose of constructing quarters for the employees of NLC Tamil Nadu Power Limited and certain infrastructure facilities which are essential to meet social obligation of the employees."

3. Intangible Assets

Description	Gross Block		Accumulation Depreciation		Net Block	
	As at 01st April 2020	Additions/ Disposals/ Trans./ Adjts.	As at 01st April 2020	Withdrawals/ Is/Trans./ Adjts.	As at 31st December 2020 (Unaudited)	As at 31st March 2020
Computer Software	33.30	-	25.54	-	27.60	4.40
Total	33.30	-	25.54	-	27.60	7.76
Previous Year	33.30	-	22.09	-	25.54	7.76

There is no impairment loss identified for the assets during the period.

Based on the C&AG Comment for the FY 2019-20, Net Value of assets amounting to ₹ 1.30 Lakh has been charged to Profit and Loss Account under the head Consumption of Stores and Spares during the FY 2020-21.

D. Dhanapal

D.DHANAPAL
Chief Financial Officer
NLC Tamil Nadu Power Limited
Harbour Estate, Tuticorin-628 004

K.S. Gopalakrishnan

K.S. GOPALAKRISHNAN
Chief Executive Officer
NLC Tamil Nadu Power Limited
Harbour Estate, Tuticorin-628 004

S.R. Tagat

S.R. TAGAT B.Com., FCA.,
MEMBERSHIP # 025332
PARTNER,
PRICE PATT & CO.,

CHARTERED ACCOUNTANTS
3rd FLOOR, KR D GEE GEE CRYSTAL,
91-92, Dr. RADHA KRISHNAN SALAI,
MYPALORE, CHENNAI - 600 004.



NLC TAMILNADU POWER LIMITED
Note to Balance Sheet

NON CURRENT ASSETS

1. Property, Plant and Equipment

Description	Gross Block			Accumulation Depreciation		Net Block	
	As at	Additions/ Trans./ Adj.	Disposals/ Trans./ Adj.	As at	For the Year	As at 31st March	As at
	01st April 2020	Trans./ Adj.	Trans./ Adj.	01st April 2020	For the Year	2021	31st March 2020
Freehold Land *	3,539.57	-	-	-	-	3,539.57	3,539.57
Buildings	11,351.81	187.47	-	1,518.74	428.80	9,591.74	9,833.06
Electrical Installations	479.12	-	-	207.23	25.94	233.17	271.90
Water Supply	555.47	1.34	-	114.02	29.08	413.71	441.45
Plant & Machinery **	6,94,309.55	1,325.61	45.05	1,72,851.62	37,214.29	4,85,526.09	5,21,457.93
Furniture & Equipment	1,128.91	41.57	0.70	361.55	94.68	713.70	767.34
Vehicles	98.77	-	4.97	60.79	8.42	29.31	37.97
Assets costing ₹ 5000 and below	12.31	2.84	-	12.31	2.84	-	-
Total	7,11,475.50	1,558.83	50.72	1,75,126.24	37,804.05	5,00,060.07	5,36,349.24
Previous Year	7,08,261.17	3,214.34	-	1,37,721.55	37,404.72	1,75,126.24	5,36,349.24

There is no impairment loss identified for the assets during the year.

* Possession and right to use of the asset is held by NITPL. However, registration formalities are pending with State Government Authorities.

** Spares meeting the criteria of PPE and having a value more than ₹ 5 lakh has been considered for capitalisation and the depreciation has been charged on the basis of technically estimated useful life of the spares.

Based on the C&AG Comment for the FY 2019-20, Net Value of Plant & Machinery amounting to ₹ 43.16 Lakh (Gross Value of ₹ 45.05 Lakh minus Accumulated Depreciation of ₹ 1.89 Lakh) has been charged to Profit and Loss Account during the FY 2020-21.

2. Right-of-Use Assets

Description	Gross Block			Accumulation Depreciation		Net Block	
	As at	Additions/ Trans./ Adj.	Disposals/ Trans./ Adj.	As at	For the Year	As at 31st March	As at
	01st April 2020	Trans./ Adj.	Trans./ Adj.	01st April 2020	For the Year	2021	31st March 2020
Leasehold Land	5,028.93	-	-	2,123.32	167.63	2,737.98	2,905.61
Total	5,028.93	-	-	2,123.32	167.63	2,737.98	2,905.61
Previous Year	5,028.93	-	-	1,955.69	167.63	2,123.32	2,905.61

S. Dhanasekhar
S. DHANASEKAR

Chief Financial Officer
NLC Tamil Nadu Power Limited
Harbour Estate, Tuticorin-628 004

K. S. Gopalakrishnan

K. S. GOPALAKRISHNAN
Chief Executive Officer
NLC Tamil Nadu Power Limited
Harbour Estate, Tuticorin-628 004

S. R. Tagat B. Com., FCA.,
S. R. TAGAT B.Com., FCA.,
MEMBERSHIP # 025332
PARTNER,
PRICE PATT & CO.,
CHARTERED ACCOUNTANTS

3rd FLOOR, KR D GEE GEE CRYSTAL,
91-92, Dr. RADHA KRISHNAN SALAI,
MYLAPORE, CHENNAI - 600 004.



NLC Tamil Nadu Power Limited (Lessee) entered into lease agreement with V.O.Chidambaranar Port Trust (Lessor) for allocation of land for the purpose of establishing 2x500MW Thermal Power Project and constructing quarters for the employees of NLC Tamil Nadu Power Limited. The lease agreement period of project land and township land is Thirty (30) years from the date of 14.08.2007.

Clauses of the lease agreement of land allocated for the purpose of establishing 2x500MW Thermal Power Project describes:

"That if the lessee, at the expiration of the terms of lease, likes to continue the same business, the lessor may permit to continue the same with fresh agreement. In case the Lessee likes to suspend the operation, sooner to the period of determination thereof, surrender to the Lessor the demised plot of land after removing any constructions made by him thereon unless the Lessor express his willingness to purchase the same in which case the Lessee may sell the same to the Lessor at a valuation to be made by mutual consent or in case of disagreement of arbitration in the manner specified in the lease agreement."
 "The Leased property shall not be transferred by the Lessee to any third party either for mortgaging or by way of sub-lease, rent or any other means without the permission in writing of the Chairman, V.O.Chidambaranar Port Trust except for the purpose of establishing 2x500MW Thermal Power Project and certain infrastructure facilities which are essential to meet the function of power plant and social obligation to the employees."

Clauses of the lease agreement of land allocated for the purpose of constructing quarters for the employees of NLC Tamil Nadu Power Limited describes:

"That if the lessee, at the expiration of the terms of lease, likes to continue to use the land for residential purpose, the lessor may permit to continue the same with fresh agreement. In case the Lessee likes to suspend the operation, sooner to the period of determination thereof, surrender to the Lessor the demised plot of land after removing any constructions made by him thereon unless the Lessor express his willingness to purchase the same in which case the Lessee may sell the same to the Lessor at a valuation to be made by mutual consent or in case of disagreement of arbitration in the manner specified in the lease agreement."
 "The Leased property shall not be transferred by the Lessee to any third party either for mortgaging or by way of sub-lease, rent or any other means without the permission in writing of the Chairman, V.O.Chidambaranar Port Trust except for the purpose of constructing quarters for the employees of NLC Tamil Nadu Power Limited and certain infrastructure facilities which are essential to meet social obligation of the employees."

3. Intangible Assets

Description	Gross Block		Accumulation Depreciation		Net Block	
	As at 01st April 2020	Additions/ Disposals/ Trans./ Adj.	As at 01st April 2020	Withdrawals/ For the Year	As at 31st March 2021	As at 31st March 2020
Computer Software	33.30	349.06	25.54	3.63	30.13	7.76
Total	33.30	349.06	25.54	3.63	30.13	7.76
Previous Year	33.30	-	22.09	-	25.54	7.76

There is no impairment loss identified for the assets during the year.

Based on the C&G Comment for the FY 2019-20, Net Value of Computer Software amounting to ₹ 1.56 Lakh (Gross Value of ₹ 5.19 Lakh minus Accumulated Depreciation of ₹ 3.63 Lakh) has been charged to Profit and Loss Account during the FY 2020-21.

D. Devaraj
DEVARAJ
 Chief Financial Officer
 NLC Tamil Nadu Power Limited
 Harbour Estate, Tuticorin-628 004

K.S. Gopalakrishnan
K.S. GOPALAKRISHNAN
 Chief Executive Officer
 NLC Tamil Nadu Power Limited
 Harbour Estate, Tuticorin-628 004

S.R. Tagat

S.R. TAGAT B.Com., FCA.,
 MEMBERSHIP # 025332
 PARTNER,
PRICE PATT & CO.,
 CHARTERED ACCOUNTANTS
 3rd FLOOR, KR. GEE GEE CRYSTAL,
 91-92, Dr. RADHA KRISHNAN SALAI,
 MYLAPORE, CHENNAI - 600 004.



NLC TAMIL NADU POWER LIMITED
Notes to Balance Sheet

4. Capital Work in Progress:

(₹ In Lakh)

Particulars	As at 31st December 2021 (Unaudited)	As at 31st December 2020 (Unaudited)	As at 31st March 2021
Capital Work in Progress	2,103.64	2,217.68	2,183.22
Total	2,103.64	2,217.68	2,183.22

Capital Work in Progress includes expenditure of ₹202.49 Lakh and borrowing cost of ₹417.86 Lakh towards the installation of Flue Gas Desulphurisation (FGD) Package.

5. Financial Assets:

a) Loans:

(₹ In Lakh)

Particulars	As at 31st December 2021 (Unaudited)	As at 31st December 2020 (Unaudited)	As at 31st March 2021
Loans to Employees			
Secured Loans ⁽ⁱ⁾	59.36	59.49	64.59
Unsecured, considered good ⁽ⁱⁱ⁾	8.01	5.82	5.63
Total	67.37	65.31	70.22

(i) The secured loans to Employees include house building loan, car loan and vehicle loan. The loans to employees are secured against the mortgage of the house property and hypothecation of vehicles for which the loan has been given in line with the policy of the Company.

(ii) The unsecured loans to Employees include multipurpose loan.

6. Other Non Current Assets:

(₹ In Lakh)

Particulars	As at 31st December 2021 (Unaudited)	As at 31st December 2020 (Unaudited)	As at 31st March 2021
Unsecured Considered Good:			
Advance for Capital Goods	3,147.08	3,155.56	3,149.00
Advance for Capital Works	2,132.75	975.44	1,147.72
Total	5,279.83	4,131.00	4,296.72

For the installation of Flue Gas Desulphurisation (FGD) Package, an amount of ₹3,146.60 Lakh and ₹2,054.38 Lakh have been paid as Advance for Capital Goods and Advance for Capital Works respectively.

Current Assets

7. Inventories:

(₹ In Lakh)


Particulars	As at 31st December 2021 (Unaudited)	As at 31st December 2020 (Unaudited)	As at 31st March 2021
Coal	878.29	22,851.60	7,507.64
Coal in transit	3,775.30	8,074.65	5,659.02
Lignite	2.23	-	-
Fuel Oil	718.94	755.39	499.72
Stores & Spares	8,162.46	6,897.30	6,797.62
Goods in transit	-	1,182.85	224.91
Total	13,537.22	39,761.79	20,688.91

A. Refer note no. 17 (a) for information on inventory pledged as security by the Company.

B. Inventory valuation - Inventories are valued at the lower of cost and net realisable value. Cost for these purposes are as follows:

(a) Coal, Lignite and Coal in transit - At weighted average acquisition cost

(b) Stores and spares including light diesel oil, heavy furnace oil - At weighted average acquisition cost


D.DHANAPAL
Chief Financial Officer
NLC Tamil Nadu Power Limited
Harbour Estate, Tuticorin-628 004


K.S. GOPALAKRISHNAN
Chief Executive Officer
NLC Tamil Nadu Power Limited
Harbour Estate, Tuticorin-628 004


S.R. TAGAT B.Com., FCA.,
MEMBERSHIP # 025332
PARTNER,
PRICE PATT & CO.,
CHARTERED ACCOUNTANTS
3rd FLOOR, KR D GEE GEE CRYSTAL,
91-92, Dr. RADHA KRISHNAN SALAI,
MYLAPORE, CHENNAI - 600 004.



(c) Waste product, used belt reconditioned, stores and spares discarded for disposal and canteen stores - Nil value

(d) Goods in transit including goods received but pending inspection / acceptance - At cost of acquisition

During the first nine months of FY 2021-22, 39,995.92 MT of Lignite for ₹ 1,895.77 per MT and 6,69,691.33 MT of Coal for ₹ 1,357.62 per MT has been purchased from NLCIL.

8. Financial Assets:

a) Trade Receivables:

(₹ In Lakh)

Particulars	As at 31st December 2021 (Unaudited)	As at 31st December 2020 (Unaudited)	As at 31st March 2021
Secured, considered good	16,776.00	13,271.00	15,453.00
Unsecured, considered good	47,127.23	1,79,249.63	1,78,786.64
Total	63,903.23	1,92,520.63	1,94,239.64

Secured Trade Receivables represents value of Letter of Credit (LC) submitted by DISCOM's as per the MoP order dated 28/06/2019 w.e.f. 01/08/2019 in line with Payment Security Mechanism under Power Purchase Agreements.

Based on arrangements between Company, bankers and beneficiaries, the bills of the beneficiaries have been discounted during the first nine months of FY 2021-22. Accordingly, trade receivables have been disclosed at net of bills discounted amounting to ₹ 1,08,994.39 Lakh (31st March, 2021 ₹NIL). Bills discounted with banks against trade receivables are in the nature of contingent liabilities. In case of any claim on the Company from the banks in this regard, entire amount shall be recoverable from the beneficiaries along with surcharge.

b) Loans:

(₹ In Lakh)

Particulars	As at 31st December 2021 (Unaudited)	As at 31st December 2020 (Unaudited)	As at 31st March 2021
Loans to Employees			
Secured Loans ⁽ⁱ⁾	40.23	40.23	38.96
Unsecured, considered good ⁽ⁱⁱ⁾	18.76	18.52	19.01
Total	58.99	58.75	57.97

(i) The secured loans to Employees include house building loan, car loan and vehicle loan. The loans to employees are secured against the mortgage of the house property and hypothecation of vehicles for which the loan has been given in line with the policy of the Company.

(ii) The unsecured loans to Employees include multipurpose loan.

c) Cash and Cash Equivalents:

(₹ In Lakh)

Particulars	As at 31st December 2021 (Unaudited)	As at 31st December 2020 (Unaudited)	As at 31st March 2021
(A) With Scheduled Banks in Current Accounts			
Bank of India, Tuticorin - CA	3.69	1.04	1.00
Bank of India, Tuticorin - E-Freight	369.98	165.00	82.01
State Bank of India, Tuticorin - CA	217.05	227.38	145.40
State Bank of India, Tuticorin - E-Freight	177.25	131.29	134.39
Bank of India, Tuticorin - MCL - E-Freight	80.84	121.73	126.04
Bank of India, Tuticorin - IEX Trading Settlement	1.00	1.00	1.00
	849.81	647.44	489.84
(B) Others			
Stamps on hand	0.01	0.01	0.02
Total	849.82	647.45	489.86

D. Dhanapal

D.DHANAPAL

Chief Financial Officer

NLC Tamil Nadu Power Limited
Harbour Estate, Tuticorin-628 004

K.S. Gopalakrishnan

K.S. GOPALAKRISHNAN

Chief Executive Officer

NLC Tamil Nadu Power Limited
Harbour Estate, Tuticorin-628 004

S.R. Tagat

S.R. TAGAT B.Com., FCA.,

MEMBERSHIP # 025332

PARTNER,

PRICE PATT & CO.,

CHARTERED ACCOUNTANTS

3rd FLOOR, KR D GEE GEE CRYSTAL,

91-92, Dr. RADHA KRISHNAN SALAI,

MYLAPORE, CHENNAI - 600 004.



d) Other Bank Balances:

(₹ In Lakh)

Particulars	As at 31st December 2021 (Unaudited)	As at 31st December 2020 (Unaudited)	As at 31st March 2021
State Bank of India, Tuticorin - Land for ash dyke ⁽ⁱ⁾	43.93	43.94	43.93
Bank of India, Tuticorin - Unspent Corporate Social Responsibility A/c ⁽ⁱⁱ⁾	282.02	-	-
Total	325.95	43.94	43.93

(i) Deposit towards Land Acquisition as per the order of National Lok Adalat.

(ii) As per Section 135 of Companies Act, 2013, unspent CSR amount has been deposited in Unspent Corporate Social Responsibility Account.

e) Other Financial Assets:

(₹ In Lakh)

Particulars	As at 31st December 2021 (Unaudited)	As at 31st December 2020 (Unaudited)	As at 31st March 2021
Interest Accrued	189.58	-	5.35
Total	189.58	-	5.35

Interest Accrued represents interest charged at the rate of 7.40% for the period from 30.03.2021 to 08.06.2021 on unsecured amount of ₹13,198.41 Lakh receivable from NLCIL in respect of power bill outstanding from TANGEDCO.

9. Income Tax Asset (Net):

(₹ In Lakh)

Particulars	As at 31st December 2021 (Unaudited)	As at 31st December 2020 (Unaudited)	As at 31st March 2021
Advance Income Tax	5,832.90	-	666.98
Less: Provision for Tax	4,898.78	-	113.26
Total	934.12	-	553.72

10. Other Current Assets:

(₹ In Lakh)

Particulars	As at 31st December 2021 (Unaudited)	As at 31st December 2020 (Unaudited)	As at 31st March 2021
Unsecured considered good:			
Advances recoverable in cash or in kind or for value to be received			
- Employees	112.16	284.00	294.80
- Related parties	-	-	13,198.41
- Others	461.24	18.78	59.65
Advance for purchase of Coal	3,894.08	-	4,679.54
Advance for purchase of Lignite	-	-	189.58
Advance for purchase of Fuel Oil	81.89	77.12	79.42
Advance for Rail Freight	40.82	274.90	406.71
Coal Incentive Recoverable	-	3,013.71	-
Prepaid expenses	246.49	208.45	2,035.80
Unamortised Discount on Commercial Paper	475.70	740.17	849.31
Unbilled Revenue	15,494.33	19,969.01	25,582.58
Others	145.63	128.08	168.08
Total	20,952.34	24,714.22	47,543.88

D. Dhanapal

D.DHANAPAL

Chief Financial Officer
NLC Tamil Nadu Power Limited
Harbour Estate, Tuticorin-628 004

K.S. Gopalakrishnan

K.S. GOPALAKRISHNAN
Chief Executive Officer
NLC Tamil Nadu Power Limited
Harbour Estate, Tuticorin-628 004

S.R. Tagat

S.R. TAGAT B.Com., FCA.,
MEMBERSHIP # 025332
PARTNER,
PRICE PATT & CO.,
CHARTERED ACCOUNTANTS
3rd FLOOR, KR D GEE GEE CRYSTAL,
91-92, Dr. RADHA KRISHNAN SALAI,
MYLAPORE, CHENNAI - 600 004.

Unbilled Revenue represents billing done after the end of reporting period for Sale of Power.

Discount on Commercial Paper represents prepaid discount on Commercial Paper which are repayable after 31.12.2021.

Commercial Paper:

Tranche VII was issued on 08.10.2021 for an amount of ₹ 250 Crore for a period of 90 Days at a coupon rate @ 3.75% p.a. which is repayable on 06.01.2022.

Tranche VIII was issued on 03.11.2021 for an amount of ₹ 500 Crore for a period of 90 Days at a coupon rate @ 3.99% p.a. which is repayable on 01.02.2022.

Tranche IX was issued on 10.12.2021 for an amount of ₹ 400 Crore for a period of 90 Days at a coupon rate @ 4.00% p.a. which is repayable on 10.03.2022.

Others include an amount of ₹8.14 Lakh as deposit (7.5% on demand amount of ₹108.57 Lakh raised for the FY 2014-15 to FY 2017-18 (upto June, 2017)) for the purpose of filing Service tax appeal.

11. Regulatory Deferral Account Debit Balances

(₹ In Lakh)

Particulars	As at 31st December 2021 (Unaudited)	As at 31st December 2020 (Unaudited)	As at 31st March 2021
Capital Spares Consumed	3,849.37	3,555.54	3,744.21
Wage revision	3,036.66	3,036.66	3,036.66
Gratuity	49.61	49.61	49.62
GST Impact	110.39	110.39	110.39
Unbilled Power Sales / CERC Order	64,783.40	52,566.19	56,006.75
Security Expenses	2,373.07	1,474.99	1,677.32
Total	74,202.50	60,793.38	64,624.95

The company has filed true up petition for the Tariff period 2014-19. Any adjustment arising out of the same shall be considered in the books of accounts on receipt of order from CERC.

Equity and Liabilities

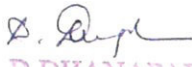
12. Equity Share Capital:

(₹ In Lakh)


Particulars	As at 31st December 2021 (Unaudited)	As at 31st December 2020 (Unaudited)	As at 31st March 2021
Authorised, Issued, Subscribed and Paid-up Share Capital:			
(a) Authorised			
250,00,00,000 Equity Shares of par value ₹ 10/- each	2,50,000.00	2,50,000.00	2,50,000.00
(250,00,00,000 Equity Shares of par value ₹ 10/- each as at 31st March 2021)			
(b) Issued, subscribed and fully paid-up:			
218,80,42,000 Equity Shares of par value ₹ 10/- each fully paid	2,18,804.20	2,18,804.20	2,18,804.20
(218,80,42,000 Equity Shares of par value ₹ 10/- each fully paid as at 31st March 2021)			

Rights attached to each class of Shares

The Company has only one class of equity shares having a par value of ₹ 10/- per share. The holders of the equity shares are entitled to receive dividends as declared from time to time and are entitled to voting rights proportionate to their shareholding at the meetings of shareholders.


D.DHANAPAL
Chief Financial Officer
NLC Tamil Nadu Power Limited
Harbour Estate, Tuticorin-628 001


K.S. GOPALAKRISHNAN
Chief Executive Officer
NLC Tamil Nadu Power Limited
Harbour Estate, Tuticorin-628 004


S.R. TAGAT B.Com.,FCA.,
MEMBERSHIP # 025332
PARTNER,
PRICE PATT & CO.,
CHARTERED ACCOUNTANTS
3rd FLOOR, KR D GEE CRYSTAL,
91-92, Dr. RADHA KRISHNAN SALAI,
MYLAPORE, CHENNAI - 600 004.



a) Nature of Security:-

- (i) Power Finance Corporation Ltd - Rupee term loan I is secured through first pari-passu charge on existing and future projects of NTPL.
(ii) Power Finance Corporation Ltd - Rupee term loan II is secured through first charge on pari-passu basis by way of hypothecation on existing and future movable assets (save and except book debts) of NTPL including movable machinery, machinery spares, tools and accessories, fuel stock, spares and material at project site of NTPL.
(iii) Bank of India - Rupee Term Loan is secured through pari-passu charge on fixed assets of NTPL.
(iv) Letter of comfort from NLCIL for the long term loans have been availed by NTPL in favour of :
- Power Finance Corporation Ltd on Rupee Term Loan - I, II and
- Bank of India on Rupee Term Loan.

b) Repayment of Loan:-

- (i) Power Finance Corporation Ltd - Rupee term loan I - Sanctioned and Availed - ₹ 1,18,492.00 Lakh:- Repayable in Twenty (20) equal half-yearly instalments from January 2016 and the rate of interest on the loan as on 31.12.2021 is 7.04% p.a. (on the basis of 3 year AAA Bond rate plus 1.59% fixed spread).
(ii) Power Finance Corporation Ltd - Rupee term loan II - Sanctioned and Availed - ₹ 3,09,330.00 Lakh:- Repayable in Nineteen (19) equal half yearly installments from October 2016 and the rate of interest on the loan as on 31.12.2021 is 6.60% (on the basis of 3 year AAA Bond rate plus 1.21% fixed spread).
(iii) Bank of India - Rupee Term Loan - Sanctioned - ₹ 48,352.00 Lakh:- Repayable in Twenty (20) equal half yearly installments from March 2019 and the rate of interest on the loan as on 31.12.2021 is 7.33% p.a. (on the basis of 1 month MCLR plus 0.28% fixed spread).
Out of the sanctioned amount of ₹ 48,352.00 Lakh, an amount of ₹ 12,393.42 lakh is unavailed as on 31.12.2021.

15. Deferred Tax Liability (Net)

(₹ In Lakh)

Particulars	As at 31st December 2021 (Unaudited)	As at 31st December 2020 (Unaudited)	As at 31st March 2021
Deferred Tax Liability			
- relating to temporary difference in depreciation	97,252.87	98,915.66	98,788.52
Less: Deferred Tax Asset			
- relating to Income Tax Loss & other Allowances	40,504.89	57,110.82	51,850.08
- MAT Credit Entitlement	35,336.88	27,909.80	30,502.93
Total	21,411.10	13,895.04	16,435.51

The Company has been recognising MAT credit entitlement available to the Company in future as the same is likely to give future economic benefits in the form of availability of set off against future income tax liability.

16. Other Non Current Liabilities

(₹ In Lakh)

Particulars	As at 31st December 2021 (Unaudited)	As at 31st December 2020 (Unaudited)	As at 31st March 2021
Payable on Purchase of Capital Items	5,274.76	5,353.81	5,288.71
Payable for Capital Works	35.02	8.49	58.60
Amount withheld from contractors	4,427.58	4,474.59	4,474.59
Total	9,737.36	9,836.89	9,821.90



D. DHANAPAL
Chief Financial Officer
NLC Tamil Nadu Power Limited
Harbour Estate, Tuticorin-628 004



K.S. GOPALAKRISHNAN
Chief Executive Officer
NLC Tamil Nadu Power Limited
Harbour Estate, Tuticorin-628 004



S.R. TAGAT B.Com., FCA.,
MEMBERSHIP # 025332
PARTNER,
PRICE PATT & CO.,
CHARTERED ACCOUNTANTS
3rd FLOOR, KR D GEE GEE CRYSTAL,
91-92, Dr. RADHA KRISHNAN SALAI,
MYLAPORE, CHENNAI - 600 004.



Current Liabilities**17. Financial Liabilities:****a) Borrowings**

(₹ In Lakh)

Particulars	As at 31st December 2021 (Unaudited)	As at 31st December 2020 (Unaudited)	As at 31st March 2021
Secured:			
Loans repayable on demand from Banks:			
Working capital Loan from Bank of India	2,301.79	48,305.62	85,316.94
Short Term Loan from Bank of India	-	55,929.90	23,000.00
Unsecured:			
Commercial Paper	1,15,000.00	1,45,000.00	1,50,000.00
Current maturities of Long term debt:			
Secured:			
Power Finance Corporation Ltd			
- Rupee Term Loan - I	11,880.74	11,880.74	11,880.74
- Rupee Term Loan - II	32,561.05	32,561.05	32,561.05
Bank of India Rupee Term Loan	4,836.00	4,836.00	4,836.00
Total	1,66,579.58	2,98,513.31	3,07,594.73

(i) Bank of India Working Capital loan with full interchangeability between Fund based Limit of ₹ 130,000.00 Lakh and Non-Fund based Limit of ₹ 20,000.00 Lakh is subject to the availability of drawing power.

Secured by exclusive charge on book debts, operating cash flows, receivables, all other current assets, commissions, revenues of whatsoever nature and wherever arising present & future relating to the project.

The rate of interest as on 31.12.2021 is 7.05% p.a. (on the basis of 1 month MCLR) on Working capital demand loan and 7.25% p.a. (on the basis of 1 month MCLR plus 0.20% fixed spread) on Cash Credit.

Letter of comfort from NLCIL in favour of Bank of India on the Working capital loan availed by NTPL with Fund based Limit of ₹ 130,000.00 Lakh and Non-Fund based Limit of ₹ 20,000.00 Lakh.

(ii) Short Term Loan of ₹ 1,00,000.00 lakh from Bank of India availed on 31.03.2020.

Primary Security - Clean Loan.

Collateral Security - Second charge on the current assets of NTPL (charge on book debts, operating cash flows, receivables, all other current assets, commissions, revenues of whatsoever nature and wherever arising present & future relating to the project).

Repayable in eight monthly installments of ₹ 11,000.00 lakh starting from 30.09.2020 (the company has availed moratorium on principal installment amount for July, 2020 and August, 2020 as per RBI Circular dated 27.03.2020 and 23.05.2020) and the last installment of ₹ 12,000.00 lakh fall due on 30.05.2021.

Outstanding balance as on 31.03.2021 has been fully repaid on 07.04.2021. The rate of interest on the loan as on 07.04.2021 is 6.10% p.a. (on the basis of Repo rate plus 2.10% fixed spread).

(iii) Issue of Commercial Paper:

Tranche I was issued on 07.04.2021 for an amount of ₹ 500 Crore for a period of 90 Days at a coupon rate @ 4.05% p.a. which was repaid on 06.07.2021.

Tranche II was issued on 07.05.2021 for an amount of ₹ 500 Crore for a period of 90 Days at a coupon rate @ 4.48% p.a. which was repaid on 05.08.2021.

Tranche III was issued on 11.06.2021 for an amount of ₹ 500 Crore for a period of 90 Days at a coupon rate @ 4.10% p.a. which was repaid on 09.09.2021.

Tranche IV was issued on 07.07.2021 for an amount of ₹ 500 Crore for a period of 90 Days at a coupon rate @ 4.05% p.a. which was repaid on 05.10.2021.



D. DHANARAJ
Chief Financial Officer
NLC Tamil Nadu Power Limited
Harbour Estate, Tuticorin-628 004



K.S. GOPALAKRISHNAN
Chief Executive Officer
NLC Tamil Nadu Power Limited
Harbour Estate, Tuticorin-628 004



S.R. TAGAT B.Com., FCA.,
MEMBERSHIP # 025332
PARTNER,
PRICE PATT & CO.,
CHARTERED ACCOUNTANTS
3rd FLOOR, KR D GEE GEE CRYSTAL,
91-92, Dr. RADHA KRISHNAN SALAI,
MYLAPORE, CHENNAI - 600 004.



Tranche V was issued on 06.08.2021 for an amount of ₹ 500 Crore for a period of 88 Days at a coupon rate @ 4.00% p.a. which was repaid on 02.11.2021.

Tranche VI was issued on 13.09.2021 for an amount of ₹ 500 Crore for a period of 87 Days at a coupon rate @ 3.84% p.a. which was repaid on 09.12.2021.

Tranche VII was issued on 08.10.2021 for an amount of ₹ 250 Crore for a period of 90 Days at a coupon rate @ 3.75% p.a. which is repayable on 06.01.2022.

Tranche VIII was issued on 03.11.2021 for an amount of ₹ 500 Crore for a period of 90 Days at a coupon rate @ 3.99% p.a. which is repayable on 01.02.2022.

Tranche IX was issued on 10.12.2021 for an amount of ₹ 400 Crore for a period of 90 Days at a coupon rate @ 4.00% p.a. which is repayable on 10.03.2022.

b) Trade Payables:

(₹ In Lakh)

Particulars	As at 31st December 2021 (Unaudited)	As at 31st December 2020 (Unaudited)	As at 31st March 2021
Trade Payables:			
Towards Micro and Small Enterprises	66.47	867.68	943.75
Towards other than Micro and Small Enterprises	26,430.21	32,646.16	19,808.17
Total	26,496.68	33,513.84	20,751.92

c) Other Financial Liabilities:

(₹ In Lakh)

Particulars	As at 31st December 2021 (Unaudited)	As at 31st December 2020 (Unaudited)	As at 31st March 2021
Interest Accrued but not due on Loans:			
Power Finance Corporation Ltd			
- Rupee Term Loan - I	9.17	12.60	11.34
- Rupee Term Loan - II	23.55	30.78	30.24
Bank of India - Long Term Loan	30.16	37.71	34.24
Bank of India - Short Term Loan	-	18.69	7.69
Bank of India - Working Capital Loan	6.48	95.97	154.07
Total	69.36	195.75	237.58


18. Income Tax Liability (Net):


(₹ In Lakh)


Particulars	As at 31st December 2021 (Unaudited)	As at 31st December 2020 (Unaudited)	As at 31st March 2021
Provision for Tax	-	7,219.96	-
Less: Advance Income Tax	-	7,037.04	-
Total	-	182.92	-

Advance Income Tax includes ₹ 36.55 Lakh as deposit (15% on demand of ₹243.64 Lakh raised for the AY 2014-15) for the purpose of filing Income tax appeal.

The company has availed Vivad Se Viswas scheme for appeal pending with CIT(A) wrt AY 2017-18 under the rule 9(1)(ii) of the Direct Tax Vivad Se Viswas Rules, 2020.


D.DHANAPAL
 Chief Financial Officer
 NLC Tamil Nadu Power Limited
 Harbour Estate, Tuticorin-628 004


K.S. GOPALAKRISHNAN
 Chief Executive Officer
 NLC Tamil Nadu Power Limited
 Harbour Estate, Tuticorin-628 004


S.R. TAGAT B.Com., FCA.,
 MEMBERSHIP # 025332
 PARTNER,
 PRICE PATT & CO.,
 CHARTERED ACCOUNTANTS
 3rd FLOOR, KR D GEE GEE CRYSTAL
 91-92, Dr. RADHA KRISHNAN SALAI,
 MYLAPORE, CHENNAI - 600 004.



19. Other Current Liabilities:

(₹ In Lakh)

Particulars	As at 31st December 2021 (Unaudited)	As at 31st December 2020 (Unaudited)	As at 31st March 2021
Advance for sale of fly ash	729.21	814.00	1,523.99
Payable on Purchase of Capital Items	0.12	-	1.48
Dues to NLCIL	5,011.55	8,302.75	9,255.60
Other liabilities			
Employees	886.54	808.92	935.75
Statutory	408.03	354.29	364.48
Others	73.83	95.44	101.89
Total	7,109.28	10,375.40	12,183.19

20. Provisions:

(₹ In Lakh)

Particulars	As at 31st December 2021 (Unaudited)	As at 31st December 2020 (Unaudited)	As at 31st March 2021
Provision for Retirement Travelling Allowance	151.90	81.97	151.90
Provision for Loss on Assets	135.41	30.38	135.41
Provision for Indigenous Coal Lifting Incentive	1,384.37	3,013.71	893.38
Provision for Unspent Corporate Social Responsibility expenses	282.02	-	371.01
Total	1,953.70	3,126.06	1,551.70

21. Regulatory Deferral Account Credit Balances:

(₹ In Lakh)

Particulars	As at 31st December 2021 (Unaudited)	As at 31st December 2020 (Unaudited)	As at 31st March 2021
Regulatory Deferral Account Credit Balances	-	-	-
Total	-	-	-

D. Dhana

D. DHANAPALChief Financial Officer
NLC Tamil Nadu Power Limited
Harbour Estate, Tuticorin-628 004

K.S. Gopal

K.S. GOPALAKRISHNAN
Chief Executive Officer
NLC Tamil Nadu Power Limited
Harbour Estate, Tuticorin-628 004

S.R. Tagat

S.R. TAGAT B.Com., FCA.,
MEMBERSHIP # 025332
PARTNER,
PRICE PATT & CO.,
CHARTERED ACCOUNTANTS
3rd FLOOR, KR D GEE GEE CRYSTAL
91-92, Dr. RADHA KRISHNAN SALAI,
MYLAPORE, CHENNAI - 600 004.

NLC TAMIL NADU POWER LIMITED
Notes to Statement of Profit and Loss

22. Revenue from Operations:

(₹ In Lakh)

Particulars	For the quarter ended 31st December 2021 (Unaudited)	For the quarter ended 30th September 2021 (Unaudited)	For the quarter ended 31st December 2020 (Unaudited)	For the 9 months ended 31st December 2021 (Unaudited)	For the 9 months ended 31st December 2020 (Unaudited)	For the year ended 31st March 2021
Power Sales	35872.54	61545.90	65489.84	165471.54	192153.87	258479.42
Other Operating Revenue - Sale of Fly Ash	922.51	1056.77	1921.54	2528.39	3295.31	4749.24
	36795.05	62602.67	67411.38	167999.93	195449.18	263228.66
Less: Rebate	56.55	91.65	68.67	235.19	175.69	282.62
Total	36738.50	62511.02	67342.71	167764.74	195273.49	262946.04

(a) NTPL achieved station COD in FY 2015-16. Pending final order for truedup petition filed with CERC as per CERC (Terms and Conditions of Tariff) Regulations, 2014 and fixation of tariff petition filed with CERC as per CERC (Terms and Conditions of Tariff) Regulations, 2019, Capacity Charges under Sale of Power till 31.12.2021 are billed to beneficiaries in accordance with the tariff order dated 11.07.2017. Energy Charges under Sale of Power are billed in accordance with the tariff order dated 11.07.2017 under the Regulations, 2014 from the date of Commercial Operation Declaration (COD) to 31.03.2019 and for the period from 01.04.2019 to 31.12.2021 as per the operational norms specified in Regulations, 2019.

(b) Power Trading Agreement was entered on 30th of October 2019 between NTPL (Client) and NLCIL (Member) towards sale of URS and regulated Power. NTPL has generated an amount of ₹ 4,562.89 Lakh, ₹1,163.27 Lakh, ₹188.18 Lakh and NIL as revenue in this regard during FY 2020-21, quarter-1 of FY 2021-22, quarter-2 of FY 2021-22 and quarter-3 of FY 2021-22 respectively.

23. Other Income:

(₹ In Lakh)

Particulars	For the quarter ended 31st December 2021 (Unaudited)	For the quarter ended 30th September 2021 (Unaudited)	For the quarter ended 31st December 2020 (Unaudited)	For the 9 months ended 31st December 2021 (Unaudited)	For the 9 months ended 31st December 2020 (Unaudited)	For the year ended 31st March 2021
Coal Handling Charges	421.85	169.68	28.40	762.94	57.08	177.23
Interest from						
- Employees	2.12	2.18	5.60	6.63	14.48	14.98
- Related Parties ⁽ⁱ⁾	0.00	0.00	0.00	184.63	0.00	5.35
Surcharge ⁽ⁱⁱ⁾	1975.55	3407.48	9110.54	9132.90	25012.28	32483.96
Rent recovered from Employees	3.23	3.15	8.91	9.67	15.74	19.22
Rent on buildings and community halls	0.35	0.14	0.14	0.71	0.34	0.79
Rent on Plant and Machinery ⁽ⁱⁱⁱ⁾	201.25	201.47	0.00	602.36	0.00	6.56
Liquidated Damages Recovered	43.10	53.25	16.60	110.20	47.45	78.35
Foreign Exchange Fluctuation	0.00	0.00	0.00	0.00	38.39	38.39
Insurance Claim ^(iv)	12.91	0.00	0.00	12.91	0.00	0.00
Sale of Scrap	84.86	0.00	1.52	84.86	16.26	16.26
Miscellaneous Income	22.89	21.69	15.81	179.22	64.22	100.08
Total	2768.11	3859.04	9187.52	11087.03	25266.24	32941.17

D. Dhanapal

D.DHANAPAL
Chief Financial Officer
NLC Tamil Nadu Power Limited
Harbour Estate, Tuticorin-628 004

K.S. Gopalakrishnan

K.S. GOPALAKRISHNAN
Chief Executive Officer
NLC Tamil Nadu Power Limited
Harbour Estate, Tuticorin-628 004

S.R. Tagat

S.R. TAGAT B.Com.,FCA.,
MEMBERSHIP # 025332
PARTNER,
PRICE PATT & CO.,
CHARTERED ACCOUNTANTS
3rd FLOOR, KR D GEE GEE CRYSTAL,
91-92, Dr. RADHA KRISHNAN SALAI,
MYLAPORE, CHENNAI - 600 004.



- (i) Interest from related parties represents the interest charged at the rate of 7.40% for 2 days in FY 2020-21 and 69 days in FY 2021-22 on unsecured amount of ₹13,198.41 Lakh receivable from NLCIL in respect of power bill outstanding from TANGEDCO.
- (ii) Decrease in Surcharge during the first 9 months of FY 2021-22 when compared with corresponding 9 months in previous year is due to higher realisation of outstanding dues from beneficiaries during the first 9 months of FY 2021-22 and also, due to revision in the applicable rate of surcharge as per the notification dated 22.02.2021 issued by Ministry of Power.
- (iii) During March, 2021, with the approval of Board of Directors, Stand by LP Rotor has been shared to UPRVUNL on replacement basis with hire charges till return with new LP Rotor by UPRVUNL.
- (iv) An insurance claim of ₹ 178.87 Lakh on account of loss caused due to fire accident at Unit-1 AHS LT Panel on 16.10.2017 has been lodged with National Insurance Company Limited. In this regard an amount of ₹ 62.42 Lakh and ₹ 12.91 Lakh has been received as a part settlement during the FY 2019-20 and quarter-3 of FY 2021-22 respectively.

Expenses

24. Cost of Materials Consumed:

(₹ In Lakh)

Particulars	For the quarter ended 31st December 2021 (Unaudited)	For the quarter ended 30th September 2021 (Unaudited)	For the quarter ended 31st December 2020 (Unaudited)	For the 9 months ended 31st December 2021 (Unaudited)	For the 9 months ended 31st December 2020 (Unaudited)	For the year ended 31st March 2021
Coal Consumption	22449.92	34018.96	38904.10	98192.26	115772.19	155417.40
Lignite Consumption	702.08	548.74	0.00	1250.82	0.00	0.00
Oil Consumption	294.54	226.91	0.00	664.10	487.43	912.21
Total	23446.54	34794.61	38904.10	100107.18	116259.62	156329.61

(₹ In Lakh)

Particulars	For the quarter ended 31st December 2021 (Unaudited)	For the quarter ended 30th September 2021 (Unaudited)	For the quarter ended 31st December 2020 (Unaudited)	For the 9 months ended 31st December 2021 (Unaudited)	For the 9 months ended 31st December 2020 (Unaudited)	For the year ended 31st March 2021
Opening Stock of Raw Material						
Coal	167.34	1940.75	15710.19	7507.64	20981.60	20981.60
Lignite	597.33	0.00	0.00	0.00	0.00	0.00
Oil	749.99	624.54	518.11	499.72	950.78	950.78
	1514.66	2565.29	16228.30	8007.36	21932.38	21932.38
Add: Purchase of Raw Material						
Coal	23160.87	32245.55	46045.51	91562.92	117642.19	141943.44
Lignite	106.98	1146.07	0.00	1253.05	0.00	0.00
Oil	263.49	352.35	237.27	883.32	292.03	461.14
	23531.34	33743.97	46282.78	93699.29	117934.22	142404.58
Less: Closing Stock of Raw Material						
Coal	878.29	167.34	22851.60	878.29	22851.60	7507.64
Lignite	2.23	597.33	0.00	2.23	0.00	0.00
Oil	718.94	749.99	755.39	718.94	755.39	499.72
	1599.46	1514.66	23606.99	1599.46	23606.99	8007.36
Cost of Raw Material consumed						
Coal	22449.92	34018.97	38904.10	98192.26	115772.19	155417.40
Lignite	702.08	548.74	0.00	1250.82	0.00	0.00
Oil	294.54	226.91	0.00	664.10	487.43	912.21
	23446.54	34794.62	38904.10	100107.18	116259.62	156329.61

D. Dhanapal

D.DHANAPAL
Chief Financial Officer
NLC Tamil Nadu Power Limited
Harbour Estate, Tuticorin-628 004

K.S. Gopalakrishnan

K.S. GOPALAKRISHNAN
Chief Executive Officer
NLC Tamil Nadu Power Limited
Harbour Estate, Tuticorin-628 004

S.R. Tagat

S.R. TAGAT B.Com.,FCA.,
MEMBERSHIP # 025332
PARTNER,
PRICE PATT & CO.,
CHARTERED ACCOUNTANTS
3rd FLOOR, KR D GEE GEE CRYSTAL,
91-92, Dr. RADHA KRISHNAN SALAI,
MYLAPORE, CHENNAI - 600 004.



25. Employee Benefits Expenses

(₹ In Lakh)

Particulars	For the quarter ended 31st December 2021 (Unaudited)	For the quarter ended 30th September 2021 (Unaudited)	For the quarter ended 31st December 2020 (Unaudited)	For the 9 months ended 31st December 2021 (Unaudited)	For the 9 months ended 31st December 2020 (Unaudited)	For the year ended 31st March 2021
Salaries, Wages and Incentives	1249.86	1444.42	1299.57	3813.95	4049.59	5572.53
Contribution to Provident and Other Funds	216.73	202.39	221.85	625.68	668.31	890.81
Gratuity	11.10	11.23	17.99	33.82	53.46	71.44
Welfare Expenses	41.08	60.77	20.55	157.82	63.74	89.86
Total	1518.77	1718.81	1559.96	4631.27	4835.10	6624.64

26. Finance Costs:

(₹ In Lakh)

Particulars	For the quarter ended 31st December 2021 (Unaudited)	For the quarter ended 30th September 2021 (Unaudited)	For the quarter ended 31st December 2020 (Unaudited)	For the 9 months ended 31st December 2021 (Unaudited)	For the 9 months ended 31st December 2020 (Unaudited)	For the year ended 31st March 2021
Interest Expenses						
- Term Loan from Financial Institutions	3048.07	3277.94	4038.40	9852.84	13456.29	17228.89
- Term Loan from Banks	397.21	443.45	1686.10	1261.61	5917.61	7062.64
- Term Loan from Inter Corporate	0.00	0.00	888.23	0.00	3529.19	3529.19
- Working Capital Loan from Bank	100.26	245.71	1926.11	937.27	5846.87	6983.54
Other Expenses						
- Discount on Commercial Paper	1186.50	1499.30	587.30	4447.09	587.30	2106.17
	4732.04	5466.40	9126.14	16498.81	29337.26	36910.43
Less: Transferred to Capital Work in Progress	95.12	84.93	0.00	259.13	0.00	158.73
Total	4636.92	5381.47	9126.14	16239.68	29337.26	36751.70

Borrowing cost relating to installation of Flue Gas Desulphurisation (FGD) Package has been transferred to Capital Work in Progress.

27. Depreciation and Amortization Expenses:

(₹ In Lakh)

Particulars	For the quarter ended 31st December 2021 (Unaudited)	For the quarter ended 30th September 2021 (Unaudited)	For the quarter ended 31st December 2020 (Unaudited)	For the 9 months ended 31st December 2021 (Unaudited)	For the 9 months ended 31st December 2020 (Unaudited)	For the year ended 31st March 2021
Property, Plant and Equipment	9356.27	9369.65	9342.85	28107.35	27988.71	37812.27
Right-of-Use Assets	42.25	42.26	42.25	126.30	126.30	167.63
Total	9398.52	9411.91	9385.10	28233.65	28115.01	37979.90

Spares meeting the criteria of PPE and having a value more than ₹ 5 lakh has been considered for capitalisation and the depreciation has been charged on the basis of technically estimated useful life of the spares.

D. Dhanapal
D.DHANAPAL
 Chief Financial Officer
 NLC Tamil Nadu Power Limited
 Harbour Estate, Tuticorin-628 004

K.S. Gopalakrishnan
K.S. GOPALAKRISHNAN
 Chief Executive Officer
 NLC Tamil Nadu Power Limited
 Harbour Estate, Tuticorin-628 004

S.R. Tagat
S.R. TAGAT B.Com.,FCA.,
 MEMBERSHIP # 025332
 PARTNER,
PRICE PATT & CO.,
 CHARTERED ACCOUNTANTS
 3rd FLOOR, KR D GEE GEE CRYSTAL,
 91-92, Dr. RADHA KRISHNAN SALAI,
 MYLAPORE, CHENNAI - 600 004.




28. Other Expenses:

(₹ In Lakh)

Particulars	For the quarter ended 31st December 2021 (Unaudited)	For the quarter ended 30th September 2021 (Unaudited)	For the quarter ended 31st December 2020 (Unaudited)	For the 9 months ended 31st December 2021 (Unaudited)	For the 9 months ended 31st December 2020 (Unaudited)	For the year ended 31st March 2021
Consumption of Stores and Spares	516.49	343.38	356.73	1189.14	847.81	1635.30
Transit and Handling loss	582.52	113.93	0.01	880.37	335.01	555.96
License fee, Rates and taxes	0.68	55.02	5.21	57.51	11.43	12.87
Repairs and Maintenance						
-Plant and Machinery	1150.06	758.69	837.08	3299.56	2357.10	3684.79
-Others	488.68	177.33	265.82	919.53	782.83	1158.67
Insurance ⁽ⁱ⁾	578.56	578.81	625.34	1735.93	1876.01	2470.16
Electricity Charges	18.86	20.41	19.17	53.23	57.58	77.97
Payments to Auditors						
Statutory Audit Fees	0.00	0.00	0.00	0.00	0.00	4.13
Tax Audit Fees	0.00	0.00	0.00	0.00	0.00	1.18
Other Certification Fees	0.00	0.06	0.24	0.06	0.24	0.30
Reimbursement of out of pocket expenses	0.00	0.00	0.00	0.00	0.81	0.83
Commercial Paper Issue Expenses	7.08	8.98	8.86	49.16	8.86	17.89
Professional Charges	6.64	6.74	23.18	19.85	26.82	35.13
Travelling expenses	32.50	6.45	45.12	103.26	96.31	100.59
Advertisement	0.00	0.02	9.29	0.02	20.83	20.83
Legal Expenses	23.10	29.28	1.07	64.11	51.10	68.64
Training expenses	1.78	3.27	0.35	6.84	1.34	3.58
Selling expenses ⁽ⁱⁱ⁾	0.41	40.18	94.32	159.20	97.63	411.65
Service charge on e-auction	4.87	20.55	24.73	43.34	64.54	171.23
Security & Central Industrial Security Force expenses	246.95	250.30	224.46	695.75	646.13	848.46
Foreign Exchange Fluctuation	0.00	0.00	0.00	0.00	38.39	38.39
Bank Charges	0.61	0.30	0.13	1.14	0.66	0.80
Corporate Social Responsibility expenses ⁽ⁱⁱⁱ⁾	0.00	0.00	21.26	0.00	88.01	313.39
Provision for Unspent Corporate Social Responsibility expenses ⁽ⁱⁱⁱ⁾	0.00	0.00	0.00	0.00	0.00	371.01
Canteen expenses	36.98	24.41	48.62	103.65	96.86	110.22
Miscellaneous expenses	30.41	24.02	198.88	87.94	226.67	295.86
Provision for Fixed Assets ^(iv)	0.00	0.00	0.00	0.00	0.00	105.03
Provision for Doubtful Debts ^(v)	0.00	0.00	348.63	0.00	1045.92	0.00
Corporate Services by NLCIL ^(vi)	433.70	426.91	408.59	1301.10	1225.78	1634.37
Operation and maintenance services by NLCIL ^(vii)	155.76	141.34	159.02	433.74	472.54	616.83
	4316.64	3030.38	3726.12	11204.43	10477.21	14766.06
Less: Transferred to Capital Work in Progress Accounts	0.00	0.00	0.00	0.00	0.00	186.17
Total	4316.64	3030.38	3726.12	11204.43	10477.21	14579.89

(i) Insurance premium of ₹ 2,501.35 lakh paid to National Insurance Company Limited covering the policy period from 01.02.2020 to 31.01.2021 under Mega Risk Insurance Policy.

Insurance premium of ₹ 2,314.24 lakh paid to Oriental Insurance Company Limited covering the policy period from 01.02.2021 to 31.01.2022 under Mega Risk Insurance Policy.


D.DHANAPAL
 Chief Financial Officer
 NLC Tamil Nadu Power Limited
 Harbour Estate, Tuticorin-628 004


K.S. GOPALAKRISHNAN
 Chief Executive Officer
 NLC Tamil Nadu Power Limited
 Harbour Estate, Tuticorin-628 004


S.R. TAGAT B.Com., FCA.,
 MEMBERSHIP # 025332
 PARTNER,
 PRICE PATT & CO.,
 CHARTERED ACCOUNTANTS
 3rd FLOOR, KR D GEE GEE CRYSTAL
 91-92, Dr. RADHA KRISHNAN SALAI
 MYLAPORE, CHENNAI - 600 004.



(ii) Power Trading Agreement was entered on 30th of October 2019 between NTPL (Client) and NLCIL (Member) towards sale of URS and regulated Power. Selling expenses include an amount of ₹ 13.42 Lakh (incl. GST), ₹2.94 Lakh (incl. GST), ₹0.38 Lakh (incl. GST) and ₹0.41 Lakh (incl. GST) paid to NLCIL as trading margin on account of sale of URS and regulated power through IEX during the FY 2020-21, quarter-1 of FY 2021-22, quarter-2 of FY 2021-22 and quarter-3 of FY 2021-22 respectively.

(iii) As per Section 135 of Companies Act, 2013, an amount of ₹519.60 Lakh and ₹ 580.70 Lakh has to be spent under CSR activities during the FY 2019-20 and FY 2020-21 respectively. During the FY 2019-20, an amount of ₹ 415.90 Lakh has been spent. Similarly, during the FY 2020-21, an amount of ₹ 240.96 Lakh has been spent. The total unspent amount of ₹ 371.01 Lakh as on 31.03.2021 has been deposited in Unspent Corporate Social Responsibility Account in April, 2021.

Out of the unspent amount of ₹ 103.70 Lakh (pertaining to FY 2019-20), an amount of ₹ 72.43 Lakh and ₹ 4.81 Lakh has been spent during the FY 2020-21 and first nine months of FY 2021-22 respectively and the remaining unspent amount of ₹ 26.46 Lakh is proposed to be spent in the fourth quarter of FY 2021-22.

Similarly, out of the unspent amount of ₹ 339.74 Lakh (pertaining to FY 2020-21), an amount of ₹ 84.18 Lakh has been spent during the first nine months of FY 2021-22 and the remaining unspent amount of ₹ 255.56 Lakh is proposed to be spent in the fourth quarter of FY 2021-22.

While granting Environmental Clearance for setting up of 2X500 MW Thermal Power Plant in Tuticorin, MoEF&CC vide letter dated 11.01.2013 has stipulated the Company to commit ₹ 1,963.00 Lakh as One-time capital cost for CSR programme and thereafter a recurring CSR expenditure of ₹ 393.00 Lakh per annum earmarked till the life of plant. In this regard, it is proposed to address MoEF seeking exemption considering the fact that CSR expense is being spent as per the provisions of Companies Act. In the event exemption is not obtainable, an amount of ₹ 4,714.00 Lakh (worked out as per the letter) would be created as provision in the books of account and treat it accordingly. Till then, the amount would be exhibited as contingent liability."

(iv) Provision for fixed assets has been accounted based on the initial finding by the physical verification committee on account of damages. Upon the final recommendation of committee, writingoff of fixed assets and consequent adjustments will be accounted in the books of account.

(v) During the Quarter-2 & 3 of FY 2020-21, provision for doubtful debts has been accounted at the rate of 10% on debtors outstanding ageing between one to two years as on 31.03.2020 and the company has no debtors outstanding ageing beyond 2 years as on 31.03.2020. During the Quarter-4 of FY 2020-21, provision for doubtful debts has been fully reversed considering the amount realised from DISCOM's during March, 2021 and April, 2021.

(vi) NLCIL's corporate and support functions team renders advisory services to NTPL in relation to the overall operation and maintenance of the company.

(vii) NLCIL deploys personnel on secondment basis to NTPL for the supervision of operation and maintenance of the company.

29. Net Movement in regulatory deferral account balances income/(expenses):

(₹ In Lakh)

Particulars	For the quarter ended 31st December 2021 (Unaudited)	For the quarter ended 30th September 2021 (Unaudited)	For the quarter ended 31st December 2020 (Unaudited)	For the 9 months ended 31st December 2021 (Unaudited)	For the 9 months ended 31st December 2020 (Unaudited)	For the year ended 31st March 2021
Income						
Capital Spares Consumed ⁽ⁱ⁾	0.00	55.78	0.00	105.15	0.00	188.67
Unbilled Power Sales / CERC Order ⁽ⁱⁱ⁾	1880.19	3448.23	3448.23	8776.65	10344.69	13785.25
Security Expenses ⁽ⁱⁱⁱ⁾	246.95	250.30	224.46	695.75	646.13	848.46
Expense						
-	0.00	0.00	0.00	0.00	0.00	0.00
Net Movement	2127.14	3754.31	3672.69	9577.55	10990.82	14822.38


(i) As per CERC Regulations 2014 and 2019, capital spares consumed are recoverable from DISCOM's.

(ii) The company has incurred an amount of ₹ 77,438.00 lakh towards discharge of undischarged liabilities for meeting out the project expenditure from the date of commissioning upto 31.03.2018. The said expenditure is covered under the original scope of the project work as approved in the project cost and the same has been filed with CERC in the Truedup Petition 2014-19. Hence, Unbilled Power Sales/CERC Order income has been accounted in the books of account, which is as per the CERC's order dated 11-07-2017 stipulating the consideration of the discharged liabilities out of the undischarged liabilities at the time of trued up petition. In the event, the CERC disallows any portion of the claim, then regulatory deferral account balances would be derecognized to that extent as per the policy of the company.

(iii) As per CERC Regulations 2019, security expenses are recoverable from DISCOM's.


D. DEHANAPAL
 Chief Financial Officer
 NLC Tamil Nadu Power Limited
 Harbour Estate, Tuticorin-628 004


K.S. GOPALAKRISHNAN
 Chief Executive Officer
 NLC Tamil Nadu Power Limited
 Harbour Estate, Tuticorin-628 004


S.R. TAGAT B.Com., FCA.,
 MEMBERSHIP # 025332
 PARTNER,
 PRICE PATT & CO.,
 CHARTERED ACCOUNTANTS
 3rd FLOOR, KR D GEE GEE CRYSTAL
 91-92, Dr. RADHA KRISHNAN SALAI,
 MYLAPORE, CHENNAI - 600 004.



30. Exceptional Items

(₹ In Lakh)

Particulars	For the quarter ended 31st December 2021 (Unaudited)	For the quarter ended 30th September 2021 (Unaudited)	For the quarter ended 31st December 2020 (Unaudited)	For the 9 months ended 31st December 2021 (Unaudited)	For the 9 months ended 31st December 2020 (Unaudited)	For the year ended 31st March 2021
Rebate on Fixed Charges	0.00	0.00	0.00	0.00	1851.30	2403.05
Total	0.00	0.00	0.00	0.00	1851.30	2403.05

Ministry of Power has issued an Order dated 15.05.2020 and Corrigendum dated 16.05.2020 directing the Central Public Sector Generation Companies under Ministry of Power to consider to offer rebate of about 20% to 25% on power supply billed (fixed charges) to DISCOM's for the lock down period. Based on that order, the company has offered a rebate of 20% on power supply billed (Fixed Charges) works out to ₹ 2,403.05 Lakh in the power bill raised for the month of July, 2021.

31. Other Comprehensive Income

(₹ In Lakh)

Particulars	For the quarter ended 31st December 2021 (Unaudited)	For the quarter ended 30th September 2021 (Unaudited)	For the quarter ended 31st December 2020 (Unaudited)	For the 9 months ended 31st December 2021 (Unaudited)	For the 9 months ended 31st December 2020 (Unaudited)	For the year ended 31st March 2021
Remeasurement of Actuarial (Losses)/Gains	26.00	(0.52)	(6.97)	24.75	(377.96)	(352.19)
Less: Tax expenses/(savings) remeasurement of Actuarial (Losses)/Gains						
- Current Year Tax	4.54	(0.09)	(2.93)	4.32	(67.75)	(62.25)
- MAT Credit	(4.54)	0.09	2.93	(4.32)	67.75	62.06
Total	26.00	(0.52)	(6.97)	24.75	(377.96)	(352.00)

32. Earnings per equity share from continuing operations:

(₹ In Lakh)

Particulars	For the quarter ended 31st December 2021 (Unaudited)	For the quarter ended 30th September 2021 (Unaudited)	For the quarter ended 31st December 2020 (Unaudited)	For the 9 months ended 31st December 2021 (Unaudited)	For the 9 months ended 31st December 2020 (Unaudited)	For the year ended 31st March 2021
Before net regulatory deferral adjustments:						
Profit after Tax (₹ in Lakh)	(2862.45)	7,168.57	8,622.68	10,296.35	19,028.16	26,698.93
Weighted Average Number of Shares	2188042000	2188042000	2188042000	2188042000	2188042000	2188042000
Face Value of Share (₹)	10.00	10.00	10.00	10.00	10.00	10.00
Earnings per Share - Basic and Diluted (₹)	(0.13)	0.33	0.39	0.47	0.87	1.22
After net regulatory deferral adjustments:						
Profit after Tax (₹ in Lakh)	(1106.96)	10,266.92	10,912.71	18,200.51	26,078.23	36,300.02
Weighted Average Number of Shares	2188042000	2188042000	2188042000	2188042000	2188042000	2188042000
Face Value of Share (₹)	10.00	10.00	10.00	10.00	10.00	10.00
Earnings per Share - Basic and Diluted (₹)	(0.05)	0.47	0.50	0.83	1.19	1.66

The Company does not have any potentially dilutive shares, thus the basic and the diluted earnings per share are same.

33. Previous period figures regrouped / reclassified wherever found necessary to correspond with current period's classification / disclosure.

34. Amount in the financial statements are presented in ₹ Lakh (upto two decimals) except for per share data and as other-wise stated. Certain amounts, which do not appear due to rounding off, are disclosed separately.

D. Dhanapal
D.DHANAPAL
Chief Financial Officer
NLC Tamil Nadu Power Limited
Harbour Estate, Tuticorin-628 004

K.S. Gopalakrishnan
K.S. GOPALAKRISHNAN
Chief Executive Officer
NLC Tamil Nadu Power Limited
Harbour Estate, Tuticorin-628 004

S.R. Tagati
S.R. TAGATI B.Com., FCA.,
MEMBERSHIP # 025332
PARTNER,
PRICE PATT & CO.,
CHARTERED ACCOUNTANTS
3rd FLOOR, KR D GEE GEE CRYSTAL
91-92, Dr. RADHA KRISHNAN SALAI,
MYLAPORE, CHENNAI - 600 004.

