

S. Venkatram & Co. LLP

Chartered Accountants

"Formerly known as S. Venkatram & Co." (Regn No: 722)

Converted and registered as LLP vide LLPIN AAM-3179/27.03.2018
with Limited Liability

218, T.T.K. Road,
Alwarpet, Chennai – 600 018.
Ph. No.: 2499 21 55 / 56 / 57
E.mail : admin@svco.in

**INDEPENDENT AUDITORS' LIMITED REVIEW REPORT ON THE UNAUDITED
FINANCIAL RESULTS FOR THE QUARTER AND NINE MONTHS ENDED
DECEMBER 31, 2022**

To the Board of Directors of NLC Tamil Nadu Power Limited:

1. We have reviewed the accompanying statement of unaudited financial results of M/s. NLC Tamil Nadu Power Limited (herein after referred to as "the Company"), for the quarter and nine months ended December 31, 2022 (herein after referred to as "the Statement") being submitted by the Company pursuant to the requirement of Regulation 33 of SEBI (Listing Obligation and Disclosure Requirement) Regulations 2015, as amended (the "Listing Regulations"). This Statement is the responsibility of the Company's Management and has been approved by the Company's Board of Directors and has been prepared in accordance with the recognition and measurement principles laid down in Indian Accounting Standard 34, (Ind AS 34) "Interim Financial Reporting" prescribed under section 133 of the companies act, 2013 as amended, read with relevant rules issued thereunder and other accounting principles generally accepted in India. Our responsibility is to express a conclusion on the Statement based on our review.

2. We conducted our review of the Statement in accordance with the Standard on Review Engagement (SRE) 2410, "Review of Interim Financial Information Performed by the Independent Auditor of the Entity", issued by the Institute of Chartered Accountants of India. A review of interim financial information consists of making inquiries, primarily of persons responsible for financial and accounting matters, and applying analytical and other review procedures. A review is substantially less in scope than an audit conducted in accordance with Standards on Auditing and consequently does not enable us to obtain assurance that we would become aware of all significant matters that might be identified in an audit. We have not performed an audit and accordingly, we do not express an audit opinion.



3. Based on our review conducted as above, nothing has come to our attention that causes us to believe that the accompanying Statement read with notes thereon, prepared in accordance with applicable Indian Accounting Standards (Ind AS) specified under Section 133 of Companies Act 2013 read with relevant rules issued there under and other recognized accounting practices and policies, has not disclosed the information required to be disclosed in terms of Listing Regulations, including the manner in which it is to be disclosed, or that it contains any material misstatement.

For S. Venkatram & Co. LLP
Chartered Accountants
FRN: 004656S/S200095



Vaidyanathan R

Vaidyanathan R
Partner

Membership No: 018953
UDIN: 23018953BGQJFK9424

Place: Chennai
Date: 07-02-2023

NLC TAMIL NADU POWER LIMITED

Additional disclosure as per Regulation 52(4) of Securities and Exchange Board of India (Listing Obligations and Disclosure Requirements) Regulations, 2015 for the Quarter and Nine Months Ended December 31, 2022

Sl. No.	Particulars	Quarter Ended			Nine Months Ended		Year Ended
		31.12.2022	30.09.2022	31.12.2021	31.12.2022	31.12.2021	31.03.2022
		(Unaudited)	(Unaudited)	(Unaudited)	(Unaudited)	(Unaudited)	(Audited)
1	Debt Equity Ratio (Paid up Debt Capital / Total Equity)	1.23	1.28	1.15	1.23	1.15	1.23
2	Debt Service Coverage Ratio (Earnings before Interest, Depreciation, Exceptional items and Tax / [Interest + Principal Repayment on long term borrowings]) (Annualised)	1.63	1.29	0.73	1.43	1.36	1.31
3	Interest Service Coverage Ratio (Earnings before Interest, Depreciation, Exceptional items and Tax / Interest)	4.83	3.16	2.66	4.12	4.46	4.40
4	Outstanding Redeemable Preference Shares (Nos.)	-	-	-	-	-	-
5	Capital Redemption Reserve (in ₹)	-	-	-	-	-	-
6	Debt Redemption Reserve (in ₹)	-	-	-	-	-	-
7	Net Worth (Equity Share Capital + Retained earnings) (₹ in Lakh)	2,73,033.42	2,74,508.17	2,74,852.40	2,73,033.42	2,74,852.40	2,62,515.62
8	Net Profit/(loss) after Tax (excl. Other Comprehensive Income) (₹ in Lakh)	9,446.02	5,589.80	(1,106.96)	21,435.76	18,200.51	21,128.01
9	Earnings per Equity Share (of ₹10 each) from continuing operations (before adjustment of Net Regulatory Deferral Balance):						
	Basic (in ₹)	0.42	0.09	(0.15)	0.64	0.39	0.45
	Diluted (in ₹)	0.42	0.09	(0.15)	0.64	0.39	0.45
10	Earning per Equity Share (of ₹10 Each) from continuing operations (after adjustment of Net Regulatory Deferral Balance):						
	Basic (in ₹)	0.43	0.26	(0.05)	0.98	0.83	0.97
	Diluted (in ₹)	0.43	0.26	(0.05)	0.98	0.83	0.97
11	Current Ratio (Current Assets / Current Liabilities)	0.54	0.53	0.50	0.54	0.50	0.48
12	Long term debt to working capital ratio (Long term borrowings incl. current maturities of long term borrowings / [Working capital excl. current maturities of long term borrowings]) *	1.84	2.19	3.82	1.84	3.82	2.91
13	Bad debts to account receivable ratio (Bad debts / Average trade receivables)	-	-	-	-	-	-
14	Current Liability Ratio (Current Liabilities / Total Liabilities)	0.64	0.61	0.53	0.64	0.53	0.56
15	Total debt to total assets ratio (Paid up Debt Capital / Total Assets)	0.46	0.49	0.48	0.46	0.48	0.49
16	Debtors turnover ratio (Credit Sales / Average trade receivables) - Annualised	4.50	4.54	1.93	4.67	1.69	1.68
17	Inventory turnover ratio (Revenue from operations / Average Inventory) - Annualised	9.17	10.10	11.10	12.49	13.07	12.22
18	Operating Margin (%) ([Net Profit/(Loss) before Interest, Exceptional items and Tax - Other Income] / Revenue from operations)	17.44	17.08	0.50	16.78	19.77	18.30
19	Net profit margin (%) (Net Profit/(loss) after Tax [excl. Other Comprehensive Income] / Revenue from operations)	10.37	6.38	(3.01)	8.25	10.85	9.51

* Working Capital is negative.


For NLC Tamil Nadu Power Limited


D. Dhanapal
Chief Financial Officer


K. Kondas Kumar
Chief Executive Officer



For S. Venkatram & Co. LLP
Chartered Accountants
Firm Regn. No. 004656S/S200095


Vaidyanathan R
Partner
M. No. 018953
Place: CHENNAI
Date: 07.02.2023



Place: TAMIL NADU
Date: 07.02.2023

NLC TAMIL NADU POWER LIMITED

Regd. Office: No.135, EVR Periyar High Road, Kilpauk, Chennai - 600010, Tamil Nadu.

CIN No.: U40102TN2005GOI058050, Website: www.ntplpower.com

Extract of the statement of Un-audited Financial Results for the Quarter and Nine Months Ended December 31, 2022


(₹ in Lakh)

Sl. No.	Particulars	Quarter Ended			Nine Months Ended		Year Ended
		31.12.2022 (Unaudited)	30.09.2022 (Unaudited)	31.12.2021 (Unaudited)	31.12.2022 (Unaudited)	31.12.2021 (Unaudited)	31.03.2022 (Audited)
1	Total Income from operations (Net)	96,005.32	89,807.77	39,506.61	2,69,165.81	1,78,851.77	2,35,368.52
2	Net Profit/(Loss) for the period before Tax (before Exceptional & Rate Regulated Activity)	14,189.09	5,149.48	(3,810.78)	25,716.99	18,435.56	21,614.62
3	Net Profit/(Loss) for the period before Tax (after Exceptional & Rate Regulated Activity)	14,542.50	8,745.86	(1,683.64)	33,146.52	28,013.11	32,964.70
4	Net Profit/(loss) for the period after Tax	9,446.02	5,589.80	(1,106.96)	21,435.76	18,200.51	21,128.01
5	Total Comprehensive Income for the period [comprising Profit/(Loss) for the period (after tax) and Other Comprehensive income (after Tax)]	9,465.46	5,565.78	(1,080.96)	21,458.01	18,225.26	21,204.77
6	Paid-up Equity Share Capital (Face Value of ₹10/- each)	2,18,804.20	2,18,804.20	2,18,804.20	2,18,804.20	2,18,804.20	2,18,804.20
7	Reserves (excluding Revaluation Reserve)	54,229.22	55,703.97	56,048.20	54,229.22	56,048.20	43,711.42
8	Securities Premium Account	-	-	-	-	-	-
9	Net Worth	2,73,033.42	2,74,508.17	2,74,852.40	2,73,033.42	2,74,852.40	2,62,515.62
10	Paid up Debt Capital/Outstanding Debt	3,36,695.38	3,51,304.41	3,16,519.53	3,36,695.38	3,16,519.53	3,23,891.31
11	Outstanding Redeemable Preference Shares (Nos.)	-	-	-	-	-	-
12	Debt Equity Ratio	1.23	1.28	1.15	1.23	1.15	1.23
13	Debt Service Coverage Ratio (DSCR) (Annualised)	1.63	1.29	0.73	1.43	1.36	1.31
14	Interest Service Coverage Ratio (ISCR)	4.83	3.16	2.66	4.12	4.46	4.40
15	Capital Redemption Reserve	-	-	-	-	-	-
16	Debenture Redemption Reserve	-	-	-	-	-	-
17	Earnings per Equity Share (of ₹10 each) from continuing operations (before adjustment of Net Regulatory Deferral Balance):						
	Basic (in ₹)	0.42	0.09	(0.15)	0.64	0.39	0.45
	Diluted (in ₹)	0.42	0.09	(0.15)	0.64	0.39	0.45
18	Earning per Equity Share (of ₹10 Each) from continuing operations (after adjustment of Net Regulatory Deferral Balance):						
	Basic (in ₹)	0.43	0.26	(0.05)	0.98	0.83	0.97
	Diluted (in ₹)	0.43	0.26	(0.05)	0.98	0.83	0.97

Note: The above is an extract of the detailed format of Quarter and Nine Months Ended Un-audited financial results filed with the Stock Exchange in terms of SEBI Circular SEBI/HO/DDHS/DDHS/CIR/P/2019/167 dt. Dec 24, 2019. The full format of the Quarter and Nine Months Ended Un-audited financial results are available on the Stock Exchange website at www.bseindia.com and on company's website i.e. www.ntplpower.com.


For NLC Tamil Nadu Power Limited


D. Dhanapal
Chief Financial Officer


K. Kondas Kumar
Chief Executive Officer



For S. Venkatram & Co. LLP
Chartered Accountants
Firm Regn. No. 004656S/S200095


Vaidyanathan R
Partner
M. No. 018953
Place: CHENNAI
Date: 07.02.2023

Place: TUTICORIN
Date: 07.02.2023




NLC TAMIL NADU POWER LIMITED
Balance Sheet as at 31st December, 2022

(₹ In Lakh)

	Particulars	Note No.	As at 31st December 2022 (Unaudited)	As at 31st December 2021 (Unaudited)	As at 31st March 2022
	ASSETS				
1)	Non-current assets				
	(a) Property, Plant and Equipment	1	4,36,119.26	4,72,833.78	4,63,627.48
	(b) Right-of-Use Assets	2	2,444.05	2,611.68	2,570.35
	(c) Intangible Assets	3	225.98	299.36	280.91
	(d) Capital work-in-progress	4	22,949.23	2,103.64	7,806.14
	(e) Financial Assets	5			
	(i) Trade receivables	a	9,682.57	-	-
	(ii) Loans	b	50.26	67.37	69.65
	(f) Other Non Current Assets	6	3,769.43	5,279.83	4,763.72
			4,75,240.78	4,83,195.66	4,79,118.25
2)	Current assets				
	(a) Inventories	7	39,818.28	13,537.22	15,680.85
	(b) Financial Assets	8			
	(i) Trade receivables	a	70,691.45	63,903.23	64,290.27
	(ii) Loans	b	52.15	58.99	57.33
	(iii) Cash and cash equivalents	c	570.80	849.82	1,565.83
	(iv) Other bank balances	d	662.95	325.95	231.45
	(v) Other Financial Assets	e	32,359.43	15,683.91	16,888.06
	(c) Current Tax Assets (Net)	9	1,607.09	934.12	1,683.64
	(d) Other Current Assets	10	10,696.27	5,458.01	6,954.36
			1,56,458.42	1,00,751.25	1,07,351.79
3)	Regulatory Deferral Account Debit Balances	11	95,416.27	74,202.50	75,975.03
	Total Assets and Regulatory Deferral Account Debit Balance		7,27,115.47	6,58,149.41	6,62,445.07
	EQUITY AND LIABILITIES				
	Equity				
	(a) Equity Share capital	12	2,18,004.20	2,18,004.20	2,18,004.20
	(b) Other Equity	13			
	(i) Retained earnings	a	54,229.22	56,048.20	43,711.42
			2,73,033.42	2,74,852.40	2,62,515.62
	Liabilities				
1)	Non-current liabilities				
	(a) Financial Liabilities	14			
	(i) Borrowings	a	1,09,863.96	1,49,939.95	1,43,878.74
	(b) Deferred Tax Liability (Net)	15	28,482.55	21,411.10	22,567.05
	(c) Other Non Current Liabilities	16	11,615.58	9,737.51	10,444.93
			1,49,962.09	1,81,088.56	1,76,890.72
2)	Current liabilities				
	(a) Financial Liabilities	17			
	(i) Borrowings	a	2,26,831.42	1,66,579.58	1,80,012.57
	(ii) Trade payables	b			
	- Total outstanding dues of Micro and Small enterprises		134.59	66.47	133.08
	- Total outstanding dues of creditors other than Micro and Small enterprises		54,663.34	26,430.06	33,381.61
	(iii) Other financial liabilities	c	450.30	69.36	82.89
	(b) Current Tax Liabilities (Net)	18	-	-	-
	(c) Other current liabilities	19	8,889.69	7,109.28	7,337.63
	(d) Provisions	20	1,138.91	1,953.70	2,090.95
			2,92,108.25	2,02,208.45	2,23,038.73
3)	Regulatory Deferral Account Credit Balances	21	12,011.71	-	-
	Total Equity and Liabilities and Regulatory Deferral Account Credit Balance		7,27,115.47	6,58,149.41	6,62,445.07


For and on behalf of NLC Tamil Nadu Power Limited


D. DHANAPAL
CHIEF FINANCIAL OFFICER


K. KONDAS KUMAR
CHIEF EXECUTIVE OFFICER



Place: **TUTICORIN**
Date: **07.02.2023**
This is the Balance Sheet referred to in our report of even date.
For **S. Venkatram & Co. LLP**
Chartered Accountants
Firm Regn. No. 004656S/S200095


Vaidyanathan R
Partner
M. No. 018953
Place: **CHENNAI**
Date: **07.02.2023**



NLC TAMIL NADU POWER LIMITED
Statement of Profit and Loss for the period ended 31st December, 2022

(₹ In Lakh)

	Particulars	Note No.	For the quarter ended 31st December 2022 (Unaudited)	For the quarter ended 30th September 2022 (Unaudited)	For the quarter ended 31st December 2021 (Unaudited)	For the 9 months ended 31st December 2022 (Unaudited)	For the 9 months ended 31st December 2021 (Unaudited)	For the year ended 31st March 2022
INCOME								
I	Revenue from Operations	22	91,111.83	87,571.14	36,738.50	2,59,934.11	1,67,764.74	2,22,160.25
II	Other Income	23	4,893.49	2,236.63	2,768.11	9,231.70	11,087.03	13,208.27
III	Total Income (I+II)		96,005.32	89,807.77	39,506.61	2,69,165.81	1,78,851.77	2,35,368.52
EXPENSES								
IV	Cost of materials consumed	24	60,425.38	60,519.60	23,446.54	1,79,350.53	1,00,107.18	1,31,256.37
	Employee benefits expense	25	996.36	1,475.34	1,518.77	3,901.44	4,631.27	6,575.83
	Finance costs	26	6,241.02	8,447.97	4,636.92	19,691.21	16,239.68	20,893.26
	Depreciation and amortization expenses	27	9,390.41	9,526.56	9,398.52	28,314.28	28,233.65	38,059.28
	Other expenses	28	4,763.06	4,688.82	4,316.64	12,191.36	11,204.43	16,969.16
	Total expenses (IV)		81,816.23	84,658.29	43,317.39	2,43,448.82	1,60,416.21	2,13,753.90
V	Profit/(loss) before Exceptional, Tax and Rate Regulatory Activity (III-IV)		14,189.09	5,149.48	(3,810.78)	25,716.99	18,435.56	21,614.62
VI	Net Movement in regulatory deferral account balances income/(expenses)	29	353.41	3,596.38	2,127.14	7,429.53	9,577.55	11,350.08
VII	Profit/(loss) before Exceptional items and Tax (V+VI)		14,542.50	8,745.86	(1,683.64)	33,146.52	28,013.11	32,964.70
VIII	Exceptional Items		-	-	-	-	-	-
IX	Profit/(loss) before tax (VII-VIII)		14,542.50	8,745.86	(1,683.64)	33,146.52	28,013.11	32,964.70
X	Tax expense:							
	(1) Current tax							
	- Current period Tax		2,479.12	899.72	(665.82)	4,493.27	3,221.06	3,772.53
	- Tax Expenses/(Savings) on Rate Regulated Account		61.75	628.36	371.65	1,298.09	1,673.39	1,981.00
	- Previous period		-	-	(1.85)	-	3.06	3.06
	(2) Deferred tax							
	- Deferred Tax		5,096.48	3,156.06	(574.82)	11,710.76	9,809.55	11,833.63
	- MAT Credit		(2,540.87)	(1,528.08)	294.16	(5,791.36)	(4,894.46)	(5,753.53)
	Total Tax Expenses		5,096.48	3,156.06	(576.68)	11,710.76	9,812.60	11,836.69
XI	Profit/(loss) for the period (IX-X)		9,446.02	5,589.80	(1,106.96)	21,435.76	18,200.51	21,128.01
XII	Other Comprehensive Income							
	A. Items not reclassified to Profit or Loss: (Net of Tax)							
	(i) Re-measurement of defined benefit plans	30	19.44	(24.02)	26.00	22.25	24.75	76.76
XIII	Total Comprehensive Income for the period (XI+XII) (Comprising Profit/(loss) and Other Comprehensive Income)		9,465.46	5,565.78	(1,080.96)	21,458.01	18,225.26	21,204.77
XIV	Earnings per equity share from continuing operations (Before net regulatory deferral adjustments):	31						
	(1) Basic (in ₹)		0.42	0.09	(0.15)	0.64	0.39	0.45
	(2) Diluted (in ₹)		0.42	0.09	(0.15)	0.64	0.39	0.45
XV	Earnings per equity share from continuing operations (After net regulatory deferral adjustments):	31						
	(1) Basic (in ₹)		0.43	0.26	(0.05)	0.98	0.83	0.97
	(2) Diluted (in ₹)		0.43	0.26	(0.05)	0.98	0.83	0.97

For and on behalf of NLC Tamil Nadu Power Limited


D.DHANAPAL
CHIEF FINANCIAL OFFICER


K.KONDAS KUMAR
CHIEF EXECUTIVE OFFICER

Place: **TUTICORIN**

Date: **07.02.2023**

This is the Statement of Profit and Loss referred to in our report of even date.

For **S. Venkatram & Co. LLP**

Chartered Accountants

Firm Regn. No. 004656S/S200095


Vaidyanathan R

Partner

M. No. 018953

Place: **CHENNAI**

Date: **07.02.2023**



NLC TAMIL NADU POWER LIMITED
Statement of Changes in Equity for the period ended 31st December, 2022

A. Equity Share Capital:

Name of the Shareholder	As at 31.03.2022		Movement during the period		As at 31.12.2022 (Unaudited)	
	No. of Shares	Equity Share Capital at par value of ₹ 10.00 each (₹ In Lakh)	No. of Shares	Equity Share Capital at par value of ₹ 10.00 each (₹ In Lakh)	No. of Shares	Equity Share Capital at par value of ₹ 10.00 each (₹ In Lakh)
(i) NLC India Ltd., - 89%	1947357380	1,94,735.74	-	-	1947357380	1,94,735.74
(ii) TANGEDCO - 11%	240684620	24,068.46	-	-	240684620	24,068.46
Total	2188042000	2,18,804.20	-	-	2188042000	2,18,804.20


Name of the Shareholder	As at 31.03.2021		Movement during the year		As at 31.03.2022	
	No. of Shares	Equity Share Capital at par value of ₹ 10.00 each (₹ In Lakh)	No. of Shares	Equity Share Capital at par value of ₹ 10.00 each (₹ In Lakh)	No. of Shares	Equity Share Capital at par value of ₹ 10.00 each (₹ In Lakh)
(i) NLC India Ltd., - 89%	1947357380	1,94,735.74	-	-	1947357380	1,94,735.74
(ii) TANGEDCO - 11%	240684620	24,068.46	-	-	240684620	24,068.46
Total	2188042000	2,18,804.20	-	-	2188042000	2,18,804.20


B. Other Equity:

(₹ in Lakh)

Particulars	Retained Earnings	
	9 months ended 31.12.2022 (Unaudited)	FY 2021-22
Balance at the beginning of the reporting period	43,711.42	59,703.36
Total Comprehensive Income for the period		
Profit or Loss	21,435.76	21,128.01
Other Comprehensive income	22.25	76.76
Total Comprehensive Income	21,458.01	21,204.77
Dividend	-	(21,880.42)
Interim Dividend	(10,940.21)	(15,316.29)
Appropriations - Transfer from/(to) Retained Earnings	-	-
Other Changes	-	-
Balance at the end of the reporting period	54,229.22	43,711.42

For and on behalf of NLC Tamil Nadu Power Limited


D. DHANAPAL
CHIEF FINANCIAL OFFICER


K. KONDAS KUMAR
CHIEF EXECUTIVE OFFICER

Place: Tuticorin

Date: 07.02.2023

This is the Statement of changes in equity referred to in our report of even date.

For S. Venkatram & Co. LLP

Chartered Accountants

Firm Regn. No. 004656S/S200095


Vaidyanathan R
Partner

M. No. 018953

Place: CHENNAI

Date: 07.02.2023



NLC TAMIL NADU POWER LIMITED
Statement of Cash Flows for the period ended 31st December, 2022

(₹ In Lakh)


Particulars	For the 9 months ended 31st December 2022 (Unaudited)	For the 9 months ended 31st December 2021 (Unaudited)	For the year ended 31st March 2022
A. CASH FLOW FROM OPERATING ACTIVITIES			
(i) Net Profit before Tax	33,146.52	28,013.11	32,964.70
(ii) Adjustments for :			
Add: Depreciation	28,314.28	28,233.65	38,059.28
Interest expense	19,691.21	16,239.68	20,893.26
Provisions	(952.04)	402.00	539.25
Less: Interest income	(580.75)	(7.03)	(202.03)
Profit on Disposal of assets	(299.45)	-	-
(iii) Operating Profit before Working Capital Changes	79,319.77	72,881.41	92,254.46
(iv) Working Capital Changes in			
Inventory	(24,137.43)	7,151.69	5,008.06
Trade Receivables	(17,963.79)	1,30,336.41	1,29,949.37
Loans	24.57	1.83	1.21
Other Financial Assets	(15,438.79)	9,904.02	8,699.87
Other Current Assets	(23,614.66)	6,643.71	3,469.34
Current Liabilities	13,586.02	(5,049.16)	(4,768.79)
Other Liabilities	1,170.65	(84.40)	623.03
Trade Payables	21,283.24	5,744.61	12,762.77
(v) Cash flow before taxes and extraordinary items	34,229.58	2,27,530.12	2,47,999.32
(vi) Direct tax paid	(5,718.70)	(5,214.35)	(6,832.02)
(vii) Interest on direct tax	-	(3.05)	(3.06)
Net Cash flow from operating activities	28,510.88	2,22,312.72	2,41,164.24
B. CASH FLOW FROM INVESTING ACTIVITIES			
(i) Purchase / Transfer / Adjustment of Property, Plant & Equipment	(18,519.77)	(1,742.77)	(7,489.78)
(ii) Sale / Transfer / Adjustment of Property, Plant & Equipment	4,045.59	5.87	6.93
(iii) Interest Received	8.46	7.03	202.03
Net Cash flow from investing activities	(14,465.72)	(1,729.87)	(7,280.82)
C. CASH FLOW FROM FINANCING ACTIVITIES			
(i) Long Term Borrowings (Net)	(34,014.78)	(40,919.42)	(46,980.63)
(ii) Short term Borrowings (Net)	46,818.85	(1,41,015.15)	(1,27,582.16)
(iii) Interest Paid	(16,904.05)	(16,407.90)	(21,047.95)
(iv) Dividend Paid	-	(21,880.42)	(21,880.42)
(v) Interim Dividend Paid	(10,940.21)	-	(15,316.29)
Net Cash flow from financing activities	(15,040.19)	(2,20,222.89)	(2,32,807.45)
Net increase/(decrease) in Cash and Cash equivalents	(995.03)	359.96	1,075.97
Cash and cash equivalents as at the beginning of the period	1,565.83	489.86	489.86
Cash and cash equivalents as at the end of the period	570.80	849.82	1,565.83


Note: (-) indicates cash outflow

(₹ In Lakh)


DETAILS OF CASH AND CASH EQUIVALENTS	As at 31st December 2022 (Unaudited)	As at 31st December 2021 (Unaudited)	As at 31st March 2022
Cash at Bank in Current Accounts	570.78	849.81	1,565.82
Others	0.02	0.01	0.01
Total	570.80	849.82	1,565.83

For and on behalf of NLC Tamil Nadu Power Limited


D.DHANAPAL
CHIEF FINANCIAL OFFICER


K.KONDAS KUMAR
CHIEF EXECUTIVE OFFICER

Place: TUTICORIN
Date: 07.02.2023
This is the Statement of Cash Flows referred to in our report of even date.
For **S. Venkatram & Co. LLP**
Chartered Accountants
Firm Regn. No. 004656S/S200095


Vaidyanathan R
Partner
M. No. 018953
Place: CHENNAI
Date: 07.02.2023



NLC TAMIL NADU POWER LIMITED
Note to Balance Sheet

NON CURRENT ASSETS

1. Property, Plant and Equipment

Description	Gross Block			Accumulation Depreciation			Net Block	
	As at 01st April 2022	Additions/ Trans./ Adjt.	Disposals/ Trans./ Adjt.	As at 01st April 2022	Withdrawa Is/Trans./ Adjt.	For the period December 2022 (Unaudited)	As at 31st December 2022 (Unaudited)	As at 31st March 2022
Freehold Land *	3,539.57	-	-	-	-	-	3,539.57	3,539.57
Roads	2,945.24	13.78	-	401.66	-	74.05	2,483.31	2,543.58
Buildings	9,515.80	155.08	-	2,003.13	-	272.96	7,394.79	7,512.67
Electrical Installations	479.12	-	-	259.11	-	19.46	200.55	220.01
Water Supply	556.81	-	-	171.92	-	21.62	363.27	384.89
Plant & Machinery **	6,95,936.90	4,187.42	5,247.08	2,47,260.93	1,501.53	27,662.81	4,21,455.03	4,48,675.97
Furniture & Equipment	1,275.75	14.69	2.24	551.69	1.65	75.42	662.74	724.06
Vehicles	99.77	-	-	73.04	-	6.73	20.00	26.73
Assets costing ₹ 5000 and below	15.15	-	-	15.15	-	-	-	-
Total	7,14,364.11	4,370.97	5,249.32	2,50,736.63	1,503.18	28,133.05	4,36,119.26	4,63,627.48
Previous Year	7,12,983.62	1,392.09	11.60	2,12,923.55	4.67	37,817.75	2,50,736.63	2,50,736.63

There is no impairment loss identified for the assets during the period.

Based on the initial finding by the physical verification committee, the net block of ₹ 100.60 Lakh considered damaged (other than free hold land, roacs and buildings) are included in the above schedule pending write off from asset register. Upon the final recommendation of committee, writtingoff of fixed assets and consequent adjustments will be accounted in the books of account.


* Possession and right to use of the asset is held by NTPL. Out of 115.87 Hectares of land, only 110.15 Hectares of land has been registered in the name of NLC Tamil Nadu Power Limited on 23.12.2022. Registration formalities relating to 5.72 Hectares of land are pending with State Government Authorities.

** Spares meeting the criteria of PPE and having a value more than ₹ 5 lakh has been considered for capitalisation.

2. Right-of-Use Assets

Description	Gross Block			Accumulation Depreciat on			Net Block	
	As at 01st April 2022	Additions/ Trans./ Adjt.	Disposals/ Trans./ Adjt.	As at 01st April 2022	Withdrawa Is/Trans./ Adjt.	For the period December 2022 (Unaudited)	As at 31st December 2022 (Unaudited)	As at 31st March 2022
Leasehold Land	5,028.93	-	-	2,458.58	-	126.30	2,444.05	2,570.35
Total	5,028.93	-	-	2,458.58	-	126.30	2,444.05	2,570.35
Previous Year	5,028.93	-	-	2,290.95	-	167.33	2,458.58	2,458.58


D. DEANAPAL
Chief Financial Officer
NLC Tamil Nadu Power Limited
Harbour Estate, Tuticorin-628 004


K. KONDAS KUMAR
Chief Executive Officer
NLC Tamilnadu Power Limited
Harbour Estate, Tuticorin - 628 004



NLC Tamil Nadu Power Limited (Lessee) entered into lease agreement with V.O.Chidambaranar Port Trust (Lessor) for allocation of land for the purpose of establishing 2x500MW Thermal Power Project (102.465 Hectares of land) and constructing quarters (25 Hectares of land) for the employees of NLC Tamil Nadu Power Limited. The lease agreement period of project land and township land is Thirty (30) years from the date of 14.08.2007.

Clauses of the lease agreement of land allocated for the purpose of establishing 2x500MW Thermal Power Project describes:

"That if the lessee, at the expiration of the terms of lease, likes to continue the same business, the lessor may permit to continue the same with fresh agreement. In case the Lessee likes to suspend the operation, sooner to the period of determination thereof, surrender to the Lessor the demised plot of land after removing any constructions made by him thereon unless the Lessor express his willingness to purchase the same in which case the Lessee may sell the same to the Lessor at a valuation to be made by mutual consent or in case of disagreement of arbitration in the manner specified in the lease agreement."

"The Leased property shall not be transferred by the Lessee to any third party either for mortgaging or by way of sub-lease, rent or any other means without the permission in writing of the Chairman, V.O.Chidambaranar Port Trust except for the purpose of establishing 2x500MW Thermal Power Project and certain infrastructure facilities which are essential to meet the function of power plant and social obligation to the employees."

Clauses of the lease agreement of land allocated for the purpose of constructing quarters for the employees of NLC Tamil Nadu Power Limited describes:

"That if the lessee, at the expiration of the terms of lease, likes to continue to use the land for residential purpose, the lessor may permit to continue the same with fresh agreement. In case the Lessee likes to suspend the operation, sooner to the period of determination thereof, surrender to the Lessor the demised plot of land after removing any constructions made by him thereon unless the Lessor express his willingness to purchase the same in which case the Lessee may sell the same to the Lessor at a valuation to be made by mutual consent or in case of disagreement of arbitration in the manner specified in the lease agreement."

"The Leased property shall not be transferred by the Lessee to any third party either for mortgaging or by way of sub-lease, rent or any other means without the permission in writing of the Chairman, V.O.Chidambaranar Port Trust except for the purpose of constructing quarters for the employees of NLC Tamil Nadu Power Limited and certain infrastructure facilities which are essential to meet social obligation of the employees."

(₹ In Lakh)

3. Intangible Assets	Gross Block		Accumulation Depreciation		Net Block	
	As at 01st April 2022	Additions/ Trans./ Adj.	As at 01st April 2022	Withd'awa l/Trans./ Adj.	As at 31st December 2022 (Unaudited)	As at 31st March 2022
Computer Software	384.94	-	104.03	-	158.96	280.91
Total	384.94	-	104.03	-	158.96	280.91
Previous Year	377.17	7.77	30.13	-	104.03	280.91

There is no impairment loss identified for the assets during the period.

D. Dhanapal

D.DHANAPAL
Chief Financial Officer
NLC Tamil Nadu Power Limited
Harbour Estate, Tuticorin-628 004

K. Kondas Kumar

K. KONDAS KUMAR
Chief Executive Officer
NLC Tamilnadu Power Limited
Harbour Estate, Tuticorin - 628 004



NLC TAMIL NADU POWER LIMITED
Note to Balance Sheet

NON CURRENT ASSETS

1. Property, Plant and Equipment

Description	Gross Block			Accumulation Depreciation			Net Block	
	As at 01st April 2021	Additions/ Trans./ Adj.	Disposals/ Trans./ Adj.	As at 01st April 2021	Withdrawals/ Trans./ Adj.	For the Period	As at 31st December 2021 (Unaudited)	As at 31st March 2021
		Trans./ Adj.	Trans./ Adj.	01st April 2021	Is/Trans./ Adj.		(Unaudited)	
Freehold Land *	3,539.57	-	-	-	-	-	3,539.57	3,539.57
Roads and Buildings	11,539.28	823.50	-	1,947.54	-	342.73	10,072.51	9,591.74
Electrical Installations	479.12	-	-	233.17	-	19.46	252.63	245.95
Water Supply	556.81	-	-	143.10	-	21.62	392.09	413.71
Plant & Machinery **	6,95,590.11	5.54	-	2,10,064.02	-	27,589.51	4,57,942.12	4,85,526.09
Furniture & Equipment	1,169.78	2.43	9.00	456.08	3.13	72.26	638.00	713.70
Vehicles	93.80	-	-	64.49	-	6.31	23.00	29.31
	15.15	-	-	15.15	-	-	-	-
Total	7,12,983.62	831.47	9.00	2,12,923.55	3.13	28,051.89	2,40,972.31	4,72,833.78
Previous Year	7,11,475.50	1,558.83	50.72	1,75,126.24	6.76	37,804.05	2,12,923.55	5,00,060.07

There is no impairment loss identified for the assets during the period.

Based on the initial finding by the physical verification committee, the net value of ₹135.41 Lakh considered damaged are included in the above schedule pending write off from asset register. Upon the final recommendation of committee, writedoff of fixed assets and consequent adjustments will be accounted in the books of account.

* Possession and right to use of the asset is held by NTPL. However, registration formalities are pending with State Government Authorities.

** Spares meeting the criteria of PPE and having a value more than ₹ 5 lakh has been considered for capitalisation and the depreciation has been charged on the basis of technically estimated useful life of the spares.

2. Right-of-Use Assets

Description	Gross Block			Accumulation Depreciation			Net Block	
	As at 01st April 2021	Additions/ Trans./ Adj.	Disposals/ Trans./ Adj.	As at 01st April 2021	Withdrawals/ Trans./ Adj.	For the Period	As at 31st December 2021 (Unaudited)	As at 31st March 2021
		Trans./ Adj.	Trans./ Adj.	01st April 2021	Is/Trans./ Adj.		(Unaudited)	
Leasehold Land	5,028.93	-	-	2,290.95	-	126.30	2,417.25	2,737.98
Total	5,028.93	-	-	2,290.95	-	126.30	2,417.25	2,737.98
Previous Year	5,028.93	-	-	2,123.32	-	167.63	2,290.95	2,737.98

D. Dhanraj
D.DHANRAJ
Chief Financial Officer
NLC Tamil Nadu Power Limited
Harbour Estate, Tuticorin - 628 004

K. Kondas Kumar
K. KONDAS KUMAR
Chief Executive Officer
NLC Tamil Nadu Power Limited
Harbour Estate, Tuticorin - 628 004



NLC Tamil Nadu Power Limited (Lessee) entered into lease agreement with V.O.Chidambaranar Port Trust (Lessor) for allocation of land for the purpose of establishing 2x500MW Thermal Power Project and constructing quarters for the employees of NLC Tamil Nadu Power Limited. The lease agreement period of project land and township land is Thirty (30) years from the date of 14.08.2007.

Clauses of the lease agreement of land allocated for the purpose of establishing 2x500MW Thermal Power Project describes:

"That if the lessee, at the expiration of the terms of lease, likes to continue the same business, the lessor may permit to continue the same with fresh agreement. In case the Lessee likes to suspend the operation, sooner to the period of determination thereof, surrender to the Lessor the demised plot of land after removing any constructions made by him thereon unless the Lessor express his willingness to purchase the same in which case the Lessee may sell the same to the Lessor at a valuation to be made by mutual consent or in case of disagreement of arbitration in the manner specified in the lease agreement."
 "The Leased property shall not be transferred by the Lessee to any third party either for mortgaging or by way of sub-lease, rent or any other means without the permission in writing of the Chairman, V.O.Chidambaranar Port Trust except for the purpose of establishing 2x500MW Thermal Power Project and certain infrastructure facilities which are essential to meet the function of power plant and social obligation to the employees."

Clauses of the lease agreement of land allocated for the purpose of constructing quarters for the employees of NLC Tamil Nadu Power Limited describes:

"That if the lessee, at the expiration of the terms of lease, likes to continue to use the land for residential purpose, the lessor may permit to continue the same with fresh agreement. In case the Lessee likes to suspend the operation, sooner to the period of determination thereof, surrender to the Lessor the demised plot of land after removing any constructions made by him thereon unless the Lessor express his willingness to purchase the same in which case the Lessee may sell the same to the Lessor at a valuation to be made by mutual consent or in case of disagreement of arbitration in the manner specified in the lease agreement."
 "The Leased property shall not be transferred by the Lessee to any third party either for mortgaging or by way of sub-lease, rent or any other means without the permission in writing of the Chairman, V.O.Chidambaranar Port Trust except for the purpose of constructing quarters for the employees of NLC Tamil Nadu Power Limited and certain infrastructure facilities which are essential to meet social obligation of the employees."

(₹ In Lakh)

Description	Gross Block		Accumulation Depreciation			Net Block	
	As at 01st April 2021	Additions/ Trans./ Adj. 7.77	Disposals/ Trans./ Adj. -	As at 01st April 2021	Withdrawals/ Trans./ Adj. -	As at 31st December 2021 (Unaudited)	As at 31st March 2021
Computer Software	377.17	7.77	-	30.13	-	299.36	347.04
Total	377.17	7.77	-	30.13	-	299.36	347.04
Previous Year	33.30	349.06	5.19	25.54	3.63	30.13	347.04

There is no impairment loss identified for the assets during the period.


D. DEBNATH
 Chief Financial Officer
 NLC Tamil Nadu Power Limited
 Harbour Estate, Tuticorin - 628 004


K. KONDAS KUMAR
 Chief Executive Officer
 NLC Tamil Nadu Power Limited
 Harbour Estate, Tuticorin - 628 004



NLC TAMIL NADU POWER LIMITED
Note to Balance Sheet

NON CURRENT ASSETS

1. Property, Plant and Equipment

Description	Gross Block			Accumulation Depreciation			Net Block	
	As at 01st April 2021	Additions/ Trans./ Adj.	Disposals/ Trans./ Adj.	As at 01st April 2021	Withdrawals/ Trans./ Adj.	For the Year 2022	As at 31st March 2022	As at 31st March 2021
	As at 01st April 2021	Trans./ Adj.	Trans./ Adj.	As at 01st April 2021	Trans./ Adj.	For the Year 2022	As at 31st March 2022	As at 31st March 2021
Freehold Land *	3,539.57	-	-	-	-	-	3,539.57	3,539.57
Roads and Buildings	11,539.28	921.76	-	1,947.54	-	457.25	10,056.25	9,591.74
Electrical Installations	479.12	-	-	233.17	-	25.94	220.01	245.95
Water Supply	556.81	-	-	143.10	-	28.82	384.89	413.71
Plant & Machinery **	6,95,590.11	346.79	-	2,10,064.02	-	37,196.91	4,48,675.97	4,85,526.09
Furniture & Equipment	1,169.78	117.57	11.60	456.08	4.67	100.28	724.06	713.70
Vehicles	93.80	5.97	-	64.49	-	8.55	26.73	29.31
Assets costing ₹ 5000 and below	15.15	-	-	15.15	-	-	-	-
Total	7,12,983.62	1,392.09	11.60	2,12,923.55	4.67	37,817.75	4,63,627.48	5,00,060.07
Previous Year	7,11,475.50	1,558.83	50.72	1,75,126.24	6.76	37,804.05	5,00,060.07	

There is no impairment loss identified for the assets during the year.

Based on the initial finding by the physical verification committee, the net block of ₹ 100.60 Lakh considered damaged are included in the above schedule pending write off from asset register. Upon the final recommendation of committee, writing off of fixed assets and consequent adjustments will be accounted in the books of account.

* Possession and right to use of the asset is held by NTPL. However, registration formalities are pending with State Government Authorities.

** Spares meeting the criteria of PPE and having a value more than ₹ 5 lakh has been considered for capitalisation.

2. Right-of-Use Assets

Description	Gross Block			Accumulation Depreciation			Net Block	
	As at 01st April 2021	Additions/ Trans./ Adj.	Disposals/ Trans./ Adj.	As at 01st April 2021	Withdrawals/ Trans./ Adj.	For the Year 2022	As at 31st March 2022	As at 31st March 2021
	As at 01st April 2021	Trans./ Adj.	Trans./ Adj.	As at 01st April 2021	Trans./ Adj.	For the Year 2022	As at 31st March 2022	As at 31st March 2021
Leasehold Land	5,028.93	-	-	2,290.95	-	167.63	2,570.35	2,737.98
Total	5,028.93	-	-	2,290.95	-	167.63	2,570.35	2,737.98
Previous Year	5,028.93	-	-	2,123.32	-	167.63	2,737.98	



[Signature]

K. KONDAS KUMAR
Chief Executive Officer
NLC Tamilnadu Power Limited
Harbour Estate, Tuticorin - 628 004

[Signature]
S. DEIVANANDAN
Chief Financial Officer
NLC Tamilnadu Power Limited
Harbour Estate, Tuticorin-628 004

NLC Tamil Nadu Power Limited (Lessee) entered into lease agreement with V.O.Chidambaranar Port Trust (Lessor) for allocation of land for the purpose of establishing 2x500MW Thermal Power Project and constructing quarters for the employees of NLC Tamil Nadu Power Limited. The lease agreement period of project land and township land is Thirty (30) years from the date of 14.08.2007.

Clauses of the lease agreement of land allocated for the purpose of establishing 2x500MW Thermal Power Project describes:

"That if the lessee, at the expiration of the terms of lease, likes to continue the same business, the lessor may permit to continue the same with fresh agreement. In case the Lessee likes to suspend the operation, sooner to the period of determination thereof, surrender to the Lessor the demised plot of land after removing any constructions made by him thereon unless the Lessor express his willingness to purchase the same in which case the Lessee may sell the same to the Lessor at a valuation to be made by mutual consent or in case of disagreement of arbitration in the manner specified in the lease agreement."

"The Leased property shall not be transferred by the Lessee to any third party either for mortgaging or by way of sub-lease, rent or any other means without the permission in writing of the Chairman, V.O.Chidambaranar Port Trust except for the purpose of establishing 2x500MW Thermal Power Project and certain infrastructure facilities which are essential to meet the function of power plant and social obligation to the employees."

Clauses of the lease agreement of land allocated for the purpose of constructing quarters for the employees of NLC Tamil Nadu Power Limited describes:

"That if the lessee, at the expiration of the terms of lease, likes to continue to use the land for residential purpose, the lessor may permit to continue the same with fresh agreement. In case the Lessee likes to suspend the operation, sooner to the period of determination thereof, surrender to the Lessor the demised plot of land after removing any constructions made by him thereon unless the Lessor express his willingness to purchase the same in which case the Lessee may sell the same to the Lessor at a valuation to be made by mutual consent or in case of disagreement of arbitration in the manner specified in the lease agreement."

"The Leased property shall not be transferred by the Lessee to any third party either for mortgaging or by way of sub-lease, rent or any other means without the permission in writing of the Chairman, V.O.Chidambaranar Port Trust except for the purpose of constructing quarters for the employees of NLC Tamil Nadu Power Limited and certain infrastructure facilities which are essential to meet social obligation of the employees."

Description	Gross Block		Accumulation Depreciation		Net Block					
	As at 01st April 2021	Additions/ Trans./ Adj.	Disposals/ Trans./ Adj.	As at 31st March 2022	Withdrawals/ Trans./ Adj.	For the Year	As at 31st March 2022	As at 31st March 2021		
Computer Software	377.17	7.77	-	384.94	30.13	-	73.90	104.03	280.91	347.04
Total	377.17	7.77	-	384.94	30.13	-	73.90	104.03	280.91	347.04
Previous Year	33.30	349.06	5.19	377.17	25.54	3.63	8.22	30.13	347.04	

There is no impairment loss identified for the assets during the year.

S. Raju
 Chief Financial Officer
 NLC Tamil Nadu Power Limited
 Harbour Estate, Tuticorin-628 004

K. Kondas Kumar
 Chief Executive Officer
 NLC Tamil Nadu Power Limited
 Harbour Estate, Tuticorin - 628 004



NLC TAMIL NADU POWER LIMITED

Notes to Balance Sheet

4. Capital Work in Progress:

(₹ In Lakh)

Particulars	As at 31st December 2022 (Unaudited)	As at 31st December 2021 (Unaudited)	As at 31st March 2022
Capital Work in Progress	22,949.23	2,103.64	7,806.14
Total	22,949.23	2,103.64	7,806.14

Capital Work in Progress includes expenditure of ₹ 20,719.73 Lakh towards the installation of Flue Gas Desulphurisation (FGD) Package.

5. Financial Assets:

a) Trade Receivables:

(₹ In Lakh)

Particulars	As at 31st December 2022 (Unaudited)	As at 31st December 2021 (Unaudited)	As at 31st March 2022
Unsecured, considered good	9,682.57	-	-
Total	9,682.57	-	-

As per the Ministry of Power notification G.S.R.416(E) dated 03.06.2022, TANGEDCO and GESCOM availed the facility to repay the dues outstanding of ₹ 16,018.79 Lakh and ₹ 1,617.60 Lakh respectively in 48 equal monthly installments. As per requirements of Ind AS 109, company has recalculated the gross carrying amount of trade receivables. Accordingly, the gross carrying amount receivable after 1 year is classified as non-current trade receivable and balance amount as current trade receivable.

b) Loans:

(₹ In Lakh)

Particulars	As at 31st December 2022 (Unaudited)	As at 31st December 2021 (Unaudited)	As at 31st March 2022
Loans to Employees			
Secured Loans ⁽ⁱ⁾	43.88	59.36	61.77
Unsecured, considered good ⁽ⁱⁱ⁾	6.38	8.01	7.88
Total	50.26	67.37	69.65

(i) The secured loans to Employees include house building loan, vehicle loan and multipurpose loan. The loans to employees are secured against the mortgage of the house property and hypothecation of vehicles for which the loan has been given in line with the policy of the Company.

(ii) The unsecured loans to Employees include multipurpose loan.



D.DHANAPAL

Chief Financial Officer
NLC Tamil Nadu Power Limited
Harbour Estate, Tuticorin-628 004


K. KONDAS KUMAR
Chief Executive Officer
NLC Tamilnadu Power Limited
Harbour Estate, Tuticorin - 628 004



6. Other Non Current Assets:

(₹ In Lakh)

Particulars	As at 31st December 2022 (Unaudited)	As at 31st December 2021 (Unaudited)	As at 31st March 2022
Unsecured Considered Good:			
Advance for Capital Goods ⁽ⁱ⁾	2,296.01	3,147.08	2,876.30
Advance for Capital Works ⁽ⁱⁱ⁾	1,473.42	2,132.75	1,887.42
Total	3,769.43	5,279.83	4,763.72

(i) Advance for Capital Goods include an amount of ₹ 2,294.93 Lakh for the installation of Flue Gas Desulphurisation (FGD) Package.

(ii) Advance for Capital Works include an amount of ₹ 1,396.09 Lakh for the installation of Flue Gas Desulphurisation (FGD) Package.

Current Assets:**7. Inventories:**

(₹ In Lakh)

Particulars	As at 31st December 2022 (Unaudited)	As at 31st December 2021 (Unaudited)	As at 31st March 2022
Coal	19,691.54	878.29	1,419.35
Coal in transit	9,841.40	3,775.30	5,255.19
Lignite	-	2.23	-
Fuel Oil	833.25	718.94	738.62
Stores & Spares	9,452.09	8,162.46	8,267.69
Total	39,818.28	13,537.22	15,680.85

A. Refer note no. 17 (a) for information on inventory pledged as security by the Company.

B. Inventory valuation - Inventories are valued at the lower of cost and net realisable value. Cost for these purposes are as follows:

- Coal, Lignite and Coal in transit - At weighted average acquisition cost
- Stores and spares including light diesel oil, heavy furnace oil - At weighted average acquisition cost
- Waste product, used belt reconditioned, stores and spares discarded for disposal and canteen stores - Nil value


D.DHANAPAL

Chief Financial Officer
NLC Tamil Nadu Power Limited
Harbour Estate, Tuticorin-628 004



K. KONDAS KUMAR
Chief Executive Officer
NLC Tamilnadu Power Limited
Harbour Estate, Tuticorin - 628 004



8. Financial Assets:

a) Trade Receivables:

(₹ In Lakh)

Particulars	As at 31st December 2022 (Unaudited)	As at 31st December 2021 (Unaudited)	As at 31st March 2022
Secured, considered good	15,030.45	16,776.00	15,869.13
Unsecured, considered good	55,661.00	47,127.23	48,421.14
Total	70,691.45	63,903.23	64,290.27

Secured Trade Receivables represents value of Letter of Credit (LC) submitted by DISCOM's as per the MoP order dated 28/06/2019 w.e.f. 01/08/2019 in line with Payment Security Mechanism under Power Purchase Agreements.

As per the Ministry of Power notification G.S.R.416(E) dated 03.06.2022, TANGEDCO and GESCOM availed the facility to repay the dues outstanding of ₹ 16,018.79 Lakh and ₹ 1,617.60 Lakh respectively in 48 equal monthly installments. As per requirements of Ind AS 109, company has recalculated the gross carrying amount of trade receivables. Accordingly, the gross carrying amount receivable after 1 year is classified as non-current trade receivable and balance amount as current trade receivable.

Based on arrangements among Company, bankers and DISCOM's i.e., TANGEDCO, BESCO, TG DISCOM, CESC, KSEB certain bills which are due from these DISCOM's have been discounted. Accordingly, trade receivables have been disclosed net of bills discounted amounting to ₹ 1,31,092.51 Lakh, ₹ 19,044.91 Lakh, ₹ 34,372.63 Lakh and ₹ 28,244.10 during the FY 2021-22, quarter-1, quarter-2 and quarter-3 of FY 2022-23 respectively. Bills discounted with banks against trade receivables are in the nature of contingent liabilities. In case of any claim on the Company from the banks in this regard, entire amount shall be recoverable from the beneficiaries along with surcharge.

b) Loans:

(₹ In Lakh)

Particulars	As at 31st December 2022 (Unaudited)	As at 31st December 2021 (Unaudited)	As at 31st March 2022
Loans to Employees			
Secured Loans ⁽ⁱ⁾	31.34	40.23	38.56
Unsecured, considered good ⁽ⁱⁱ⁾	20.81	18.76	18.77
Total	52.15	58.99	57.33

(i) The secured loans to Employees include house building loan, vehicle loan and multipurpose loan. The loans to employees are secured against the mortgage of the house property and hypothecation of vehicles for which the loan has been given in line with the policy of the Company.

(ii) The unsecured loans to Employees include multipurpose loan.



D.DHANAPAL

Chief Financial Officer

NLC Tamil Nadu Power Limited
Harbour Estate, Tuticorin-628 004



K. KONDAS KUMAR

Chief Executive Officer

NLC Tamilnadu Power Limited
Harbour Estate, Tuticorin - 628 004



c) Cash and Cash Equivalents:

(₹ In Lakh)

Particulars	As at 31st December 2022 (Unaudited)	As at 31st December 2021 (Unaudited)	As at 31st March 2022
(A) With Scheduled Banks in Current Accounts			
Bank of India, Tuticorin - CA	1.01	3.69	1.00
Bank of India, Tuticorin - E-Freight	338.93	369.98	519.52
State Bank of India, Tuticorin - CA	204.68	217.05	92.91
State Bank of India, Chennai - CA - FGD	14.08	-	945.30
State Bank of India, Tuticorin - E-Freight	10.25	177.25	0.25
Bank of India, Tuticorin - MCL - E-Freight	0.83	80.84	0.84
Bank of India, Tuticorin - IEX Trading Settlement	1.00	1.00	1.00
State Bank of India, Chennai - Working capital			
(Surplus)	-	-	5.00
	570.78	849.81	1,565.82
(B) Others			
Stamps on hand	0.02	0.01	0.01
Total	570.80	849.82	1,565.83

d) Other Bank Balances:

(₹ In Lakh)

Particulars	As at 31st December 2022 (Unaudited)	As at 31st December 2021 (Unaudited)	As at 31st March 2022
State Bank of India, Tuticorin - Land for ash dyke ⁽ⁱ⁾	43.93	43.93	43.93
Bank of India, Tuticorin - Unspent Corporate Social Responsibility A/c ⁽ⁱⁱ⁾	617.45	282.02	187.52
State Bank of India, Tuticorin - Deposits ⁽ⁱⁱⁱ⁾	1.57	-	-
Total	662.95	325.95	231.45

(i) Deposit towards Land Acquisition as per the order of National Lok Adalat.

(ii) As per Section 135 of Companies Act, 2013, unspent CSR amount has been deposited in Unspent Corporate Social Responsibility Account.

(iii) Deposit towards license fees for coal mining and storage as per the rules of Government of Odisha.


D.DHANAPAL

Chief Financial Officer

NLC Tamil Nadu Power Limited
Harbour Estate, Tuticorin-628 004

K. KONDAS KUMAR

Chief Executive Officer

NLC Tamilnadu Power Limited
Harbour Estate, Tuticorin - 628 004

e) Other Financial Assets:

(₹ In Lakh)

Particulars	As at 31st December 2022 (Unaudited)	As at 31st December 2021 (Unaudited)	As at 31st March 2022
Interest Accrued	32.58	189.58	-
Unbilled Revenue	32,326.85	15,494.33	16,888.06
Total	32,359.43	15,683.91	16,888.06

Interest Accrued represents interest due on loans given to employees.

Unbilled Revenue represents billing done after the end of reporting period for Sale of Power.

9. Current Tax (Net):

(₹ In Lakh)

Particulars	As at 31st December 2022 (Unaudited)	As at 31st December 2021 (Unaudited)	As at 31st March 2022
Advance Income Tax	7,402.34	5,832.90	1,683.64
Less: Provision for Tax	5,795.25	4,898.78	-
Total	1,607.09	934.12	1,683.64

10. Other Current Assets:

(₹ In Lakh)

Particulars	As at 31st December 2022 (Unaudited)	As at 31st December 2021 (Unaudited)	As at 31st March 2022
Unsecured considered good:			
Advances recoverable in cash or in kind or for value to be received			
- Employees	111.83	112.16	126.73
- Others	305.25	461.24	187.32
Advance for purchase of Coal	8,800.19	3,894.08	3,950.80
Advance for purchase of Fuel Oil	-	81.89	-
Advance for Rail Freight	479.82	40.82	145.24
Prepaid expenses	379.16	246.49	1,910.79
Unamortised Discount on Commercial Paper	584.94	475.70	517.79
Others	35.08	145.63	115.69
Total	10,696.27	5,458.01	6,954.36

Commercial Paper to the tune of ₹ 1,00,000.00 Lakh is outstanding as on 31.12.2022 drawn at a coupon rate ranging from 6.78% to 7.29% p.a. These are unsecured loans repayable on respective due dates. The discount attributable to current period has been charged as finance cost in Profit and Loss Account.

Others include an amount of ₹ 8.14 Lakh as deposit (7.5% on demand amount of ₹ 108.57 Lakh raised for the FY 2014-15 to FY 2017-18 (upto June, 2017)) for the purpose of filing Service tax appeal and ₹ 3.41 Lakh as deposit (7.5% on demand amount of ₹ 45.50 Lakh raised FY 2015-16 (from November 2015) to FY 2017-18 (upto June 2017)) for the purpose of filing Central Excise duty appeal.


D. DHANAPAL

Chief Financial Officer
NLC Tamil Nadu Power Limited
Harbour Estate, Tuticorin-628 004


K. KONDAS KUMAR

Chief Executive Officer
NLC Tamil Nadu Power Limited
Harbour Estate, Tuticorin - 628 004



11. Regulatory Deferral Account Debit Balances:

(₹ In Lakh)

Particulars	As at 31st December 2022 (Unaudited)	As at 31st December 2021 (Unaudited)	As at 31st March 2022
Capital Spares Consumed	3,856.21	3,849.37	3,856.21
Wage revision	-	3,036.66	3,036.66
Gratuity	-	49.61	49.61
GST Impact	-	110.39	110.39
Unbilled Power Sales / CERC Order	76,293.63	64,783.40	66,345.96
Security Expenses	3,254.72	2,373.07	2,576.20
CERC Regulations	12,011.71	-	-
Total	95,416.27	74,202.50	75,975.03

The company has filed trued up petition for the Tariff period 2014-19. Any adjustment arising out of the same shall be considered in the books of accounts on receipt of order from CERC.

The company has filed Miscellaneous Petition with CERC (364/MP/2019) on 27.09.2019 for grant of additional O&M due to increase in Operation and Maintenance (O&M) expenses on account of Pay/Wage Revision to Executives w.e.f. 01.01.2017, non-Executives & workmen w.e.f. 01.01.2017 & CISF w.e.f. 01.01.2016 and other hikes like gratuity ceiling increase & GST impact etc. and to allow the recovery of the same from the beneficiaries of the company for the period 01.04.2014 to 31.03.2019 under Power to relax (Regulation 54) and Power to remove difficulties (Regulation 55) of CERC Tariff Regulations 2014-19. With respect to the petition, CERC has issued order on 23.12.2022 disallowing the company's claim. In this regard, company has withdrawn Regulatory Deferral Account Debit Balance to that extent and is in the process of filing Appeal Petition before APTEL through legal counsel against the CERC Order.

Equity and Liabilities:**12. Equity Share Capital:**

Particulars	As at 31st December 2022 (Unaudited)	As at 31st December 2021 (Unaudited)	As at 31st March 2022
Authorised, Issued, Subscribed and Paid-up Share Capital:			
(a) Authorised: 250,00,00,000 Equity Shares of par value ₹ 10/- each (250,00,00,000 Equity Shares of par value ₹ 10/- each as at 31st March 2022)	2,50,000.00	2,50,000.00	2,50,000.00
(b) Issued, subscribed and fully paid-up: 218,80,42,000 Equity Shares of par value ₹ 10/- each fully paid (218,80,42,000 Equity Shares of par value ₹ 10/- each fully paid as at 31st March 2022)	2,18,804.20	2,18,804.20	2,18,804.20

Rights attached to each class of Shares:

The Company has only one class of equity shares having a par value of ₹ 10/- per share. The holders of the equity shares are entitled to receive dividends as declared from time to time and are entitled to voting rights proportionate to their shareholding at the meetings of shareholders.


D.DHANAPAL

Chief Financial Officer
NLC Tamil Nadu Power Limited
Harbour Estate, Tuticorin-628 004


K. KONDAS KUMAR
Chief Executive Officer
NLC Tamilnadu Power Limited
Harbour Estate, Tuticorin - 628 004



Reconciliation of No of Shares in the beginning and at the end of the period including shareholders holding more than 5% of the shares of the company:


Particulars	As at 31st December 2022 (Unaudited)	As at 31st December 2021 (Unaudited)	As at 31st March 2022
(a) Number of Shares at the beginning of the period			
(i) NLC India Ltd., - 89%	1947357380	1947357380	1947357380
(ii) TANGEDCO - 11%	240684620	240684620	240684620
Total	2188042000	2188042000	2188042000
(b) Number of Shares issued during the period			
(i) NLC India Ltd.,	-	-	-
(ii) TANGEDCO	-	-	-
Total	-	-	-
(c) Number of Shares bought back during the period			
(i) NLC India Ltd.,	-	-	-
(ii) TANGEDCO	-	-	-
Total	-	-	-
(d) Number of Shares at the end of the period			
(i) NLC India Ltd., - 89%	1947357380	1947357380	1947357380
(ii) TANGEDCO - 11%	240684620	240684620	240684620
Total	2188042000	2188042000	2188042000

Movement in Equity Shares Last Five Years preceding 01.04.2022:

Particulars	Equity Shares	Equity Shares	Equity Shares
Number of Shares as on 01.04.2017	1962272727	1962272727	1962272727
Aggregate number allotted as fully paid up received in cash FY 2017-18, FY 2018-19, FY 2019-20, FY 2020-21 and FY 2021-22.	225769273	225769273	225769273
Aggregate number allotted as fully paid up pursuant to contract without payment being received in cash FY 2017-18, FY 2018-19, FY 2019-20, FY 2020-21 and FY 2021-22.	-	-	-
Aggregate number and class of shares allotted as fully paid up by way of bonus of shares in FY 2017-18, FY 2018-19, FY 2019-20, FY 2020-21 and FY 2021-22.	-	-	-
Aggregate number and class of shares bought back FY 2017-18, FY 2018-19, FY 2019-20, FY 2020-21 and FY 2021-22.	-	-	-
Number of Shares as on 31.03.2022	2188042000	2188042000	2188042000



D. DHANAPAL
Chief Financial Officer
NLC Tamil Nadu Power Limited
Harbour Estate, Tuticorin - 628 004


K. KONDAS KUMAR
Chief Executive Officer
NLC Tamilnadu Power Limited
Harbour Estate, Tuticorin - 628 004



13. Other Equity:**a) Retained Earnings:**

(₹ In Lakh)

Particulars	As at	As at	As at
	31st December 2022 (Unaudited)	31st December 2021 (Unaudited)	31st March 2022
As at the beginning of the period	43711.42	59703.36	59703.36
Profit for the period	21435.76	18200.51	21128.01
Appropriations:			
Dividend	-	(21880.42)	(21880.42)
Interim Dividend	(10940.21)	-	(15316.29)
Other Comprehensive Income:			
Remeasurement of Actuarial (Losses)/Gains	22.25	24.75	76.76
As at the end of the period	54229.22	56048.20	43711.42

Non Current Liabilities:**14. Financial Liabilities:****a) Borrowings:**

(₹ In Lakh)

Particulars	As at	As at	As at
	31st December 2022 (Unaudited)	31st December 2021 (Unaudited)	31st March 2022
Secured:			
Term Loans from Banks & Financial Institutions:-			
(i) Power Finance Corporation Ltd			
- Rupee Term Loan - I	23,761.47	35,642.21	29,701.84
- Rupee Term Loan - II	65,122.11	97,683.16	97,683.16
(ii) Bank of India - Rupee Term Loan	11,778.58	16,614.58	14,196.58
(iii) State Bank of India - Term Loan	9,201.80	-	2,297.16
Total	1,09,863.96	1,49,939.95	1,43,878.74

a) Nature of Security:-

(i) Power Finance Corporation Ltd - Rupee term loan I is secured through first pari-passu charge on existing and future projects of NTPL.

(ii) Power Finance Corporation Ltd - Rupee term loan II is secured through first charge on pari-passu basis by way of hypothecation on existing and future movable assets (save and except book debts) of NTPL including movable machinery, machinery spares, tools and accessories, fuel stock, spares and material at project site of NTPL.

(iii) Bank of India - Rupee Term Loan is secured through pari-passu charge on fixed assets of NTPL.

(iv) State Bank of India - Term Loan is secured through exclusive charge over the FGD assets of NTPL.

(v) Letter of comfort from NLCIL for the long term loans have been availed by NTPL in favour of :

- Power Finance Corporation Ltd on Rupee Term Loan - I, II and
- Bank of India on Rupee Term Loan.
- State Bank of India on Term Loan.


D. DHANAPAL

Chief Financial Officer

NLC Tamil Nadu Power Limited
Harbour Estate, Tuticorin - 628 004

K. KONDAS KUMAR

Chief Executive Officer

NLC Tamilnadu Power Limited
Harbour Estate, Tuticorin - 628 004

b) Repayment of Loan:-

(i) Power Finance Corporation Ltd - Rupee term loan I - Sanctioned and Availed - ₹ 1,18,492.00 Lakh:- Repayable in Twenty (20) equal half-yearly instalments from January 2016 and the rate of interest on the loan as on 31.12.2022 is 8.86% p.a. (on the basis of 3 year AAA Bond rate plus 1.59% fixed spread).

(ii) Power Finance Corporation Ltd - Rupee term loan II - Sanctioned and Availed - ₹ 3,09,330.00 Lakh:- Repayable in Nineteen (19) equal half yearly installments from October 2016 and the rate of interest on the loan as on 31.12.2022 is 8.91% (on the basis of 3 year AAA Bond rate plus 1.21% fixed spread).

(iii) Bank of India - Rupee Term Loan - Sanctioned - ₹ 48,352.00 Lakh:- Repayable in Twenty (20) equal half yearly installments from March 2019 and the rate of interest on the loan as on 31.12.2022 is 7.93% p.a. (on the basis of 1 month MCLR plus 0.28% fixed spread). Out of the sanctioned amount of ₹ 48,352.00 Lakh, an amount of ₹ 12,393.42 lakh is unavailed as on 31.12.2022.

(iv) State Bank of India - Term Loan - Sanctioned - ₹ 57,285.00 Lakh:- Repayable in Twenty (20) equal half yearly installments starting from June 2025 and ending on Dec 2034. The rate of interest on the loan as on 31.12.2022 is 7.05% p.a. (on the basis of 1 year MCLR plus 0.05% fixed spread). Out of the sanctioned amount of ₹ 57,285.00 Lakh, an amount of ₹ 48,083.20 lakh is unavailed as on 31.12.2022.

15. Deferred Tax Liability (Net):

(₹ In Lakh)

Particulars	As at 31st December 2022 (Unaudited)	As at 31st December 2021 (Unaudited)	As at 31st March 2022
Deferred Tax Liability			
- relating to temporary difference in depreciation	94,176.96	97,252.87	96,633.34
Less: Deferred Tax Asset			
- relating to Income Tax Loss & other Allowances	23,694.13	40,504.89	37,861.26
- MAT Credit Entitlement	42,000.28	35,336.88	36,205.03
Total	28,482.55	21,411.10	22,567.05

The Company has been recognising MAT credit entitlement available to the Company in future as the same is likely to give future economic benefits in the form of availability of set off against future income tax liability.

16. Other Non Current Liabilities:

(₹ In Lakh)

Particulars	As at 31st December 2022 (Unaudited)	As at 31st December 2021 (Unaudited)	As at 31st March 2022
Payable on Purchase of Capital Items	7,551.40	5,274.91	5,982.33
Payable for Capital Works	35.02	35.02	35.02
Amount withheld from contractors	4,029.16	4,427.58	4,427.58
Total	11,615.58	9,737.51	10,444.93



D. DHANARAJ
Chief Financial Officer
NLC Tamil Nadu Power Limited
Harbour Estate, Tuticorin-628 004



K. KONDAS KUMAR
Chief Executive Officer
NLC Tamilnadu Power Limited
Harbour Estate, Tuticorin - 628 004



Current Liabilities:**17. Financial Liabilities:****a) Borrowings:****(₹ In Lakh)**

Particulars	As at 31st December 2022 (Unaudited)	As at 31st December 2021 (Unaudited)	As at 31st March 2022
Secured:			
Loans repayable on demand from Banks:			
Working capital Loan from Bank of India	27,938.55	2,301.79	15,734.78
Working capital Loan from State Bank of India	49,615.08	-	-
Unsecured:			
Commercial Paper	1,00,000.00	1,15,000.00	1,15,000.00
Current maturities of Long term debt:			
Secured:			
Power Finance Corporation Ltd			
- Rupee Term Loan - I	11,880.74	11,880.74	11,880.74
- Rupee Term Loan - II	32,561.05	32,561.05	32,561.05
Bank of India - Rupee Term Loan	4,836.00	4,836.00	4,836.00
Total	2,26,831.42	1,66,579.58	1,80,012.57

(i) Bank of India Working Capital loan with Fund based Limit of ₹ 130,000.00 Lakh and Non-Fund based Limit of ₹ 20,000.00 Lakh is subject to the availability of drawing power.

Secured by pari passu charge on book debts, operating cash flows, receivables, all other current assets, commissions, revenues of whatsoever nature and wherever arising present & future relating to the project.

The rate of interest as on 31.12.2022 is 7.65% p.a. (on the basis of 1 month MCLR) on Working capital demand loan and 7.85% p.a. (on the basis of 1 month MCLR plus 0.20% fixed spread) on Cash Credit.

Letter of comfort from NLCIL in favour of Bank of India on the Working capital loan availed by NTPL with Fund based Limit of ₹ 130,000.00 Lakh and Non-Fund based Limit of ₹ 20,000.00 Lakh.

(ii) State Bank of India Working Capital loan with Fund based Limit of ₹ 50,000.00 Lakh and Non-Fund based Limit of ₹ 1,000.00 Lakh (sub-limit of Fund based Limit of ₹ 50,000.00 Lakh) is subject to the availability of drawing power.

Secured by pari passu first charge over the entire current assets of the company i.e., hypothecation of raw materials, stock in process, finished goods, consumable stores, spares and charge on the receivables.

The rate of interest as on 31.12.2022 is 7.80% p.a. (on the basis of 6 month MCLR plus 0.15% spread) on Cash Credit.

(iii) Commercial Paper to the tune of ₹ 1,00,000.00 Lakh is outstanding as on 31.12.2022 drawn at a coupon rate ranging from 6.78% to 7.29% p.a. These are unsecured loans repayable on respective due dates.


D.DHANAPAL

Chief Financial Officer
NLC Tamil Nadu Power Limited
Harbour Estate, Tuticorin-628 004


K. KONDAS KUMAR

Chief Executive Officer
NLC Tamilnadu Power Limited
Harbour Estate, Tuticorin - 628 004



b) Trade Payables:**(₹ In Lakh)**

Particulars	As at 31st December 2022 (Unaudited)	As at 31st December 2021 (Unaudited)	As at 31st March 2022
Trade Payables:			
Towards Micro and Small Enterprises	134.59	66.47	133.08
Towards other than Micro and Small Enterprises	54,663.34	26,430.06	33,381.61
Total	54,797.93	26,496.53	33,514.69

c) Other Financial Liabilities:**(₹ In Lakh)**

Particulars	As at 31st December 2022 (Unaudited)	As at 31st December 2021 (Unaudited)	As at 31st March 2022
Interest Accrued but not due on Loans:			
Power Finance Corporation Ltd			
- Rupee Term Loan - I	8.65	9.17	8.02
- Rupee Term Loan - II	23.85	23.55	24.98
Bank of India - Rupee Term Loan	25.27	30.16	26.76
State Bank of India - Term Loan	46.57	-	-
Bank of India - Working Capital Loan	62.45	6.48	23.13
State Bank of India - Working Capital Loan	283.51	-	-
Total	450.30	69.36	82.89

18. Current Tax (Net):**(₹ In Lakh)**

Particulars	As at 31st December 2022 (Unaudited)	As at 31st December 2021 (Unaudited)	As at 31st March 2022
Provision for Tax	-	-	-
Less: Advance Income Tax	-	-	-
Total	-	-	-



D. DHANAPAL
Chief Financial Officer
NLC Tamil Nadu Power Limited
Harbour Estate, Tuticorin-628 004



K. KONDAS KUMAR
Chief Executive Officer
NLC Tamilnadu Power Limited
Harbour Estate, Tuticorin - 628 004



19. Other Current Liabilities:

(₹ In Lakh)

Particulars	As at 31st December 2022 (Unaudited)	As at 31st December 2021 (Unaudited)	As at 31st March 2022
Advance for sale of fly ash	848.07	729.21	262.66
Payable on Purchase of Capital Items	0.12	0.12	0.12
Dues to NLCIL	6,844.75	5,011.55	5,335.56
Other liabilities			
Employees	687.66	886.54	1,068.86
Statutory	405.63	408.03	567.47
Others	103.46	73.83	102.96
Total	8,889.69	7,109.28	7,337.63

20. Provisions:

(₹ In Lakh)

Particulars	As at 31st December 2022 (Unaudited)	As at 31st December 2021 (Unaudited)	As at 31st March 2022
Provision for Retirement Travelling Allowance	440.46	151.90	440.46
Provision for Loss on Assets	100.60	135.41	100.60
Provision for Indigenous Coal Lifting Incentive	-	1,384.37	770.18
Provision for Unspent Corporate Social Responsibility expenses	597.85	282.02	779.71
Total	1,138.91	1,953.70	2,090.95

21. Regulatory Deferral Account Credit Balances:

(₹ In Lakh)

Particulars	As at 31st December 2022 (Unaudited)	As at 31st December 2021 (Unaudited)	As at 31st March 2022
CERC Regulations	12,011.71	-	-
Total	12,011.71	-	-



D. DEHANAPAL
Chief Financial Officer
NLC Tamil Nadu Power Limited
Harbour Estate, Tuticorin-628 004



K. KONDAS KUMAR
Chief Executive Officer
NLC Tamilnadu Power Limited
Harbour Estate, Tuticorin - 628 004



NLC TAMIL NADU POWER LIMITED
Notes to Statement of Profit and Loss

22. Revenue from Operations:

(₹ In Lakh)

Particulars	For the quarter ended 31st December 2022 (Unaudited)	For the quarter ended 30th September 2022 (Unaudited)	For the quarter ended 31st December 2021 (Unaudited)	For the 9 months ended 31st December 2022 (Unaudited)	For the 9 months ended 31st December 2021 (Unaudited)	For the year ended 31st March 2022
Power Sales	89466.65	86236.23	35872.54	255908.90	165471.54	218780.51
Other Operating Revenue - Sale of Fly Ash	1855.95	1526.09	922.51	4590.53	2528.39	3689.82
	91322.60	87762.32	36795.05	260499.43	167999.93	222470.33
Less: Rebate	210.77	191.18	56.55	565.32	235.19	310.08
Total	91111.83	87571.14	36738.50	259934.11	167764.74	222160.25

(a) NTPL achieved station COD in FY 2015-16. Pending final order for trueup petition filed with CERC as per CERC (Terms and Conditions of Tariff) Regulations, 2014 and fixation of tariff petition filed with CERC as per CERC (Terms and Conditions of Tariff) Regulations, 2019, Capacity Charges under Sale of Power till 31.12.2022 are billed to beneficiaries in accordance with the tariff order dated 11.07.2017.

Energy Charges under Sale of Power are billed in accordance with the tariff order dated 11.07.2017 under the Regulations, 2014 from the date of Commercial Operation Declaration (COD) to 31.03.2019 and for the period from 01.04.2019 to 31.12.2022 as per the operational norms specified in Regulations, 2019.

(b) Power Sales includes Sale of Power through Trading of ₹ 1,351.45 Lakh and ₹ 1,754.68 Lakh for the FY 2021-22 and first nine months of FY 2022-23 respectively.

23. Other Income:

(₹ In Lakh)

Particulars	For the quarter ended 31st December 2022 (Unaudited)	For the quarter ended 30th September 2022 (Unaudited)	For the quarter ended 31st December 2021 (Unaudited)	For the 9 months ended 31st December 2022 (Unaudited)	For the 9 months ended 31st December 2021 (Unaudited)	For the year ended 31st March 2022
Coal Handling Charges	163.43	64.09	421.85	262.30	762.94	1000.26
Interest from						
- Employees	37.60	0.36	2.12	40.47	6.63	12.05
- Related Parties	0.00	0.00	0.00	0.57	184.63	184.63
- Others ⁽ⁱ⁾	262.09	277.62	0.00	539.71	0.00	0.00
Surcharge	1095.30	1334.80	1975.55	4163.85	9132.90	10666.60
Rent recovered from Employees	3.06	3.12	3.23	9.41	9.67	12.89
Rent on buildings and community halls	0.51	0.65	0.35	1.41	0.71	1.03
Rent on Plant and Machinery ⁽ⁱⁱ⁾	8.08	87.07	201.25	294.31	602.36	799.23
Liquidated Damages Recovered	3310.78	65.47	43.10	3437.85	110.20	147.74
Insurance Claim	0.00	0.00	12.91	0.00	12.91	12.91
Sale of Scrap	0.62	68.91	84.86	69.53	84.86	147.12
Miscellaneous Income	12.02	334.54	22.89	412.29	179.22	223.81
Total	4893.49	2236.63	2768.11	9231.70	11087.03	13208.27

(i) Interest from others includes unwinding the interest income arising on the recalculation of gross carrying amount of trade receivables as per the requirements of Ind AS 109.

(ii) During March, 2021, with the approval of Board of Directors, Stand by LP Rotor has been shared to UPRVUNL on replacement basis with hire charges till return with new LP Rotor by UPRVUNL. UPRVUNL sent new LP Rotor to NTPL in month of August, 2022. This includes interest charged to UPRVUNL on account of late payment of hire charges.



D. DEENARAY
Chief Financial Officer
NLC Tamil Nadu Power Limited
Harbour Estate, Tuticorin-623 004



K. KONDAS KUMAR
Chief Executive Officer
NLC Tamilnadu Power Limited
Harbour Estate, Tuticorin - 628 004



Expenses:

24. Cost of Materials Consumed:

(₹ In Lakh)

Particulars	For the quarter ended 31st December 2022 (Unaudited)	For the quarter ended 30th September 2022 (Unaudited)	For the quarter ended 31st December 2021 (Unaudited)	For the 9 months ended 31st December 2022 (Unaudited)	For the 9 months ended 31st December 2021 (Unaudited)	For the year ended 31st March 2022
Coal Consumption	60158.36	60262.37	22449.92	178637.53	98192.26	129143.30
Lignite Consumption	0.00	0.00	702.08	0.00	1250.82	1253.05
Oil Consumption	267.02	257.23	294.54	713.00	664.10	860.02
Total	60425.38	60519.60	23446.54	179350.53	100107.18	131256.37

(₹ In Lakh)

Particulars	For the quarter ended 31st December 2022 (Unaudited)	For the quarter ended 30th September 2022 (Unaudited)	For the quarter ended 31st December 2021 (Unaudited)	For the 9 months ended 31st December 2022 (Unaudited)	For the 9 months ended 31st December 2021 (Unaudited)	For the year ended 31st March 2022
Opening Stock of Raw Material						
Coal	24785.22	13387.65	167.34	1419.35	7507.64	7507.64
Lignite	0.00	0.00	597.33	0.00	0.00	0.00
Oil	864.74	772.32	749.99	738.62	499.72	499.72
	25649.96	14159.97	1514.66	2157.97	8007.36	8007.36
Add: Purchase of Raw Material						
Coal	55064.68	71659.93	23160.87	196909.72	91562.92	123055.02
Lignite	0.00	0.00	106.98	0.00	1253.05	1253.05
Oil	235.53	349.65	263.49	807.63	883.32	1098.92
	55300.21	72009.58	23531.34	197717.35	93699.29	125406.99
Less: Closing Stock of Raw Material						
Coal	19691.54	24785.22	878.29	19691.54	878.29	1419.35
Lignite	0.00	0.00	2.23	0.00	2.23	0.00
Oil	833.25	864.74	718.94	833.25	718.94	738.62
	20524.79	25649.96	1599.46	20524.79	1599.46	2157.97
Cost of Raw Material consumed						
Coal	60158.35	60262.37	22449.92	178637.53	98192.26	129143.30
Lignite	0.00	0.00	702.08	0.00	1250.82	1253.05
Oil	267.02	257.23	294.54	713.00	664.10	860.02
	60425.37	60519.60	23446.54	179350.53	100107.18	131256.37


D. DHANAPAL

Chief Financial Officer
NLC Tamil Nadu Power Limited
Harbour Estate, Tuticorin-628 004


K. KONDAS KUMAR

Chief Executive Officer
NLC Tamilnadu Power Limited
Harbour Estate, Tuticorin - 628 004



25. Employee Benefits Expense:

(₹ In Lakh)

Particulars	For the quarter ended 31st December 2022 (Unaudited)	For the quarter ended 30th September 2022 (Unaudited)	For the quarter ended 31st December 2021 (Unaudited)	For the 9 months ended 31st December 2022 (Unaudited)	For the 9 months ended 31st December 2021 (Unaudited)	For the year ended 31st March 2022
Salaries, Wages and Incentives	811.11	1290.55	1249.86	3348.05	3813.95	5553.52
Contribution to Provident and Other Funds	210.77	202.65	216.73	624.99	625.68	850.65
Gratuity	9.10	8.84	11.10	27.84	33.82	45.30
Welfare Expenses	44.69	50.81	41.08	135.92	157.82	204.73
	1075.67	1552.85	1518.77	4136.80	4631.27	6654.20
Less: Transferred to Capital Work in Progress	79.31	77.51	0.00	235.36	0.00	78.37
Total	996.36	1475.34	1518.77	3901.44	4631.27	6575.83

Employee cost relating to installation of Flue Gas Desulphurisation (FGD) Package has been transferred to Capital Work in Progress.

26. Finance Costs:

(₹ In Lakh)

Particulars	For the quarter ended 31st December 2022 (Unaudited)	For the quarter ended 30th September 2022 (Unaudited)	For the quarter ended 31st December 2021 (Unaudited)	For the 9 months ended 31st December 2022 (Unaudited)	For the 9 months ended 31st December 2021 (Unaudited)	For the year ended 31st March 2022
Interest Expenses						
- Term Loan from Financial Institutions	3026.24	3218.85	3048.07	9159.43	9852.84	12816.79
- Term Loan from Banks	453.65	434.30	397.21	1279.45	1261.61	1647.45
- Working Capital Loan from Bank	1357.02	1036.97	100.26	3061.35	937.27	1221.13
Other Expenses						
- Discount on Commercial Paper	1708.48	1562.55	1186.50	4470.64	4447.09	5567.30
- Fair value changes on renegotiated Trade Receivables (i)	(0.46)	2420.21	0.00	2419.75	0.00	0.00
	6544.93	8672.88	4732.04	20390.62	16498.81	21252.67
Less: Transferred to Capital Work in Progress (ii)	303.91	224.91	95.12	699.41	259.13	359.41
Total	6241.02	8447.97	4636.92	19691.21	16239.68	20893.26

(i) As per requirements of Ind AS 109, company recalculated the gross carrying amount of trade receivables. The difference in gross carrying amount and recalculated amount of the trade receivables is disclosed under finance cost as Fair value changes on renegotiated Trade Receivables.

(ii) Borrowing cost relating to installation of Flue Gas Desulphurisation (FGD) Package has been transferred to Capital Work in Progress.

27. Depreciation and Amortization Expenses:

(₹ In Lakh)

Particulars	For the quarter ended 31st December 2022 (Unaudited)	For the quarter ended 30th September 2022 (Unaudited)	For the quarter ended 31st December 2021 (Unaudited)	For the 9 months ended 31st December 2022 (Unaudited)	For the 9 months ended 31st December 2021 (Unaudited)	For the year ended 31st March 2022
Property, Plant and Equipment	9348.16	9484.30	9356.27	28187.98	28107.35	37891.65
Right-of-Use Assets	42.25	42.26	42.25	126.30	126.30	167.63
Total	9390.41	9526.56	9398.52	28314.28	28233.65	38059.28

Spares meeting the criteria of PPE and having a value more than ₹ 5 lakh has been considered for capitalisation.



D. DHANAPAL

Chief Financial Officer

NLC Tamil Nadu Power Limited
Harbour Estate, Tuticorin-628 004



K. KONDAS KUMAR

Chief Executive Officer

NLC Tamil Nadu Power Limited
Harbour Estate, Tuticorin - 628 004



28. Other Expenses:

(₹ In Lakh)

Particulars	For the quarter ended 31st December 2022 (Unaudited)	For the quarter ended 30th September 2022 (Unaudited)	For the quarter ended 31st December 2021 (Unaudited)	For the 9 months ended 31st December 2022 (Unaudited)	For the 9 months ended 31st December 2021 (Unaudited)	For the year ended 31st March 2022
Consumption of Stores and Spares	448.94	289.40	516.49	970.58	1189.14	1728.16
Transit and Handling loss	28.13	188.65	582.52	458.05	880.37	979.69
License fee, Rates and taxes	0.95	59.63	0.68	61.97	57.51	59.29
Repairs and Maintenance						
-Plant and Machinery	2234.67	2224.19	1150.06	5137.71	3299.56	6119.96
-Others	370.06	309.05	488.68	834.80	919.53	943.56
Insurance ⁽ⁱ⁾	492.50	492.75	578.56	1477.75	1735.93	2257.12
Electricity Charges	22.58	25.91	18.86	55.21	53.23	75.99
Payments to Auditors						
Statutory Audit Fees	0.00	0.00	0.00	0.00	0.00	4.13
Tax Audit Fees	0.00	0.00	0.00	0.00	0.00	2.36
Other Certification Fees	0.06	0.06	0.00	0.12	0.06	0.18
Commercial Paper Issue Expenses	8.68	13.58	7.08	35.76	49.16	56.41
Professional Charges	6.32	2.92	6.64	13.75	19.85	51.74
Travelling expenses	42.73	55.85	32.50	151.87	103.26	133.62
Advertisement	0.00	0.00	0.00	0.00	0.02	0.02
Legal Expenses	6.66	42.50	23.10	78.67	64.11	88.54
Training expenses	3.50	2.32	1.78	7.45	6.84	7.20
Selling expenses ⁽ⁱⁱ⁾	131.88	16.64	0.41	148.52	159.20	127.15
Service charge on e-auction	55.22	71.80	4.87	140.50	43.34	97.83
Security & Central Industrial Security Force expenses	234.18	273.57	246.95	678.52	695.75	898.88
Bank Charges	0.83	0.16	0.61	1.28	1.14	1.24
Corporate Social Responsibility expenses ⁽ⁱⁱⁱ⁾	6.62	0.18	0.00	6.80	0.00	297.14
Provision for Unspent Corporate Social Responsibility expenses ⁽ⁱⁱⁱ⁾	0.00	0.00	0.00	0.00	0.00	511.51
Canteen expenses	28.63	36.69	36.98	89.98	103.65	133.32
Miscellaneous expenses	32.39	19.10	30.41	94.18	87.94	114.37
Provision for Fixed Assets ^(iv)	0.00	0.00	0.00	0.00	0.00	(34.81)
Corporate Services by NLCIL ^(v)	438.61	433.70	433.70	1306.01	1301.10	1734.80
Operation and maintenance services by NLCIL ^(vi)	168.92	130.17	155.76	441.88	433.74	579.76
	4763.06	4688.82	4316.64	12191.36	11204.43	16969.16
Less: Transferred to Capital Work in Progress Accounts	0.00	0.00	0.00	0.00	0.00	0.00
Total	4763.06	4688.82	4316.64	12191.36	11204.43	16969.16



D. DHYANAPAL
Chief Financial Officer
NLC Tamil Nadu Power Limited
Harbour Estate, Tuticorin-628 004



K. KONDAS KUMAR
Chief Executive Officer
NLC Tamilnadu Power Limited
Harbour Estate, Tuticorin - 628 004



(i) Insurance premium of ₹ 1,970.00 lakh paid to Oriental Insurance Company Limited covering the policy period from 01.02.2022 to 31.01.2023 under Mega Risk Insurance Policy.

(ii) Power Trading Agreement was entered on 30th of October 2019 between NTPL (Client) and NLCIL (Member) towards sale of URS and regulated Power. Selling expenses include an amount of ₹ 3.73 Lakh (incl. GST) and ₹ 7.07 Lakh (incl. GST) paid to NLCIL as trading margin on account of sale of URS and regulated power through IEX during the FY 2021-22 and first nine months of FY 2022-23 respectively.

(iii) While granting Environmental Clearance for setting up of 2X500 MW Thermal Power Plant in Tuticorin, MoEF&CC vide letter dated 11.01.2013 has stipulated the Company to commit ₹ 1,963.00 Lakh as One-time capital cost for CSR programme and thereafter a recurring CSR expenditure of ₹ 393.00 Lakh per annum earmarked till the life of plant. Considering the amount of CSR expenditure incurred as per the provisions of Companies Act, 2013, which is normally higher than the amount stipulated under the MoEF notification, so no separate expenditure has been met as per the said notification. In this regard, it is proposed to approach MOEF to get the amendment in EC conditions as MOEF has granted amendment to a PSU by deleting EC conditions with reference to one time capital cost and recurring expenditure. Till such time amount involved as per the MoEF notification is disclosed under contingent liability.

(iv) Provision for fixed assets has been accounted based on the initial finding by the physical verification committee on account of damages. Upon the final recommendation of committee, writing off of fixed assets and consequent adjustments will be accounted in the books of account.

(v) NLCIL's corporate and support functions team renders advisory services to NTPL in relation to the overall operation and maintenance of the company.

(vi) NLCIL deploys personnel on secondment basis to NTPL for the supervision of operation and maintenance of the company.

29. Net Movement in regulatory deferral account balances income/(expenses):

(₹ In Lakh)

Particulars	For the quarter ended 31st December 2022 (Unaudited)	For the quarter ended 30th September 2022 (Unaudited)	For the quarter ended 31st December 2021 (Unaudited)	For the 9 months ended 31st December 2022 (Unaudited)	For the 9 months ended 31st December 2021 (Unaudited)	For the year ended 31st March 2022
Income						
Capital Spares Consumed ⁽ⁱ⁾	0.00	0.00	0.00	0.00	105.15	111.99
Unbilled Power Sales / CERC Order ⁽ⁱⁱ⁾	3315.89	3322.81	1880.19	9947.67	8776.65	10339.21
Security Expenses ⁽ⁱⁱⁱ⁾	234.18	273.57	246.95	678.52	695.75	898.88
CERC Regulations ^(iv)	(2037.79)	2536.53	0.00	12011.71	0.00	0.00
Expense						
Wage revision ^(v)	3036.66	0.00	0.00	3036.66	0.00	0.00
Gratuity ^(v)	49.61	0.00	0.00	49.61	0.00	0.00
GST Impact ^(v)	110.39	0.00	0.00	110.39	0.00	0.00
CERC Regulations ^(iv)	(2037.79)	2536.53	0.00	12011.71	0.00	0.00
Net Movement	353.41	3596.38	2127.14	7429.53	9577.55	11350.08

(i) As per CERC Regulations 2014 and 2019, capital spares consumed are recoverable from DISCOM's.

(ii) The company has incurred an amount of ₹ 77,438.00 lakh towards discharge of undischarged liabilities for meeting out the project expenditure from the date of commissioning upto 31.03.2018. The said expenditure is covered under the original scope of the project work as approved in the project cost and the same has been filed with CERC in the Truedup Petition 2014-19. Hence, Unbilled Power Sales/CERC Order income has been accounted in the books of account, which is as per the CERC's order dated 11-07-2017 stipulating the consideration of the discharged liabilities out of the undischarged liabilities at the time of trued up petition. In the event, the CERC disallows any portion of the claim, then regulatory deferral account balances would be derecognized to that extent as per the policy of the company.

(iii) As per CERC Regulations 2019, security expenses are recoverable from DISCOM's.

(iv) As per CERC Regulations, NLCIL has shared non-tariff income on sale of Talabira coal to outsiders.



D. DEHANAPAL

Chief Financial Officer
NLC Tamil Nadu Power Limited
Harbour Estate, Tuticorin-628 004



K. KONDAS KUMAR

Chief Executive Officer
NLC Tamilnadu Power Limited
Harbour Estate, Tuticorin - 628 004



(v) The company has filed Miscellaneous Petition with CERC (364/MP/2019) on 27.09.2019 for grant of additional O&M due to increase in Operation and Maintenance (O&M) expenses on account of Pay/Wage Revision to Executives w.e.f. 01.01.2017, non-Executives & workmen w.e.f. 01.01.2017 & CISF w.e.f. 01.01.2016 and other hikes like gratuity ceiling increase & GST impact etc. and to allow the recovery of the same from the beneficiaries of the company for the period 01.04.2014 to 31.03.2019 under Power to relax (Regulation 54) and Power to remove difficulties (Regulation 55) of CERC Tariff Regulations 2014-19. With respect to the petition, CERC has issued order on 23.12.2022 disallowing the company's claim. In this regard, company has adjusted the Net Movement in regulatory deferral account balance to that extent and is in the process of filing Appeal Petition before APTEL through legal counsel against the CERC Order.

30. Other Comprehensive Income:

(₹ In Lakh)

Particulars	For the quarter ended 31st December 2022 (Unaudited)	For the quarter ended 30th September 2022 (Unaudited)	For the quarter ended 31st December 2021 (Unaudited)	For the 9 months ended 31st December 2022 (Unaudited)	For the 9 months ended 31st December 2021 (Unaudited)	For the year ended 31st March 2022
Remeasurement of Actuarial (Losses)/Gains	19.44	(24.02)	26.00	22.25	24.75	76.76
Less: Tax expenses/(savings) remeasurement of Actuarial (Losses)/Gains						
- Current Year Tax	3.40	(4.20)	4.54	3.89	4.32	13.40
- MAT Credit	(3.40)	4.20	(4.54)	(3.89)	(4.32)	(13.40)
Total	19.44	(24.02)	26.00	22.25	24.75	76.76

31. Earnings per equity share from continuing operations:

Particulars	For the quarter ended 31st December 2022 (Unaudited)	For the quarter ended 30th September 2022 (Unaudited)	For the quarter ended 31st December 2021 (Unaudited)	For the 9 months ended 31st December 2022 (Unaudited)	For the 9 months ended 31st December 2021 (Unaudited)	For the year ended 31st March 2022
Before net regulatory deferral adjustments:						
Profit after Tax (₹ in Lakh)	9,092.61	1,993.42	(3234.10)	14,006.23	8,622.96	9,777.93
Weighted Average Number of Shares	2188042000	2188042000	2188042000	2188042000	2188042000	2188042000
Face Value of Share (₹)	10.00	10.00	10.00	10.00	10.00	10.00
Earnings per Share - Basic and Diluted (₹)	0.42	0.09	(0.15)	0.64	0.39	0.45
After net regulatory deferral adjustments:						
Profit after Tax (₹ in Lakh)	9,446.02	5,589.80	(1106.96)	21,435.76	18,200.51	21,128.01
Weighted Average Number of Shares	2188042000	2188042000	2188042000	2188042000	2188042000	2188042000
Face Value of Share (₹)	10.00	10.00	10.00	10.00	10.00	10.00
Earnings per Share - Basic and Diluted (₹)	0.43	0.26	(0.05)	0.98	0.83	0.97

The Company does not have any potentially dilutive shares, thus the basic and the diluted earnings per share are same.

32. Previous period figures regrouped / reclassified wherever found necessary to correspond with current period's classification / disclosure.

33. Amount in the financial statements are presented in ₹ Lakh (upto two decimals) except for per share data and as other-wise stated. Certain amounts, which do not appear due to rounding off, are disclosed separately.



D. DHANAPAL

Chief Financial Officer

NLC Tamil Nadu Power Limited
Harbour Estate, Tuticorin-628 094



K. KONDAS KUMAR

Chief Executive Officer

NLC Tamilnadu Power Limited
Harbour Estate, Tuticorin - 623 004

