

**S. Venkatram & Co. LLP**

Chartered Accountants

"Formerly known as S. Venkatram & Co." (Regn No: 722)

Converted and registered as LLP vide LLPIN AAM-3179/27.03.2018  
with Limited Liability

218, T.T.K. Road,

Alwarpet, Chennai – 600 018.

Ph. No.: 2499 21 55 / 56 / 57

E.mail : [admin@svco.in](mailto:admin@svco.in)

**INDEPENDENT AUDITORS' LIMITED REVIEW REPORT ON THE UNAUDITED  
FINANCIAL RESULTS FOR THE QUARTER ENDED JUNE 30, 2023**

**To the Board of Directors of NLC Tamil Nadu Power Limited:**

1. We have reviewed the accompanying statement of unaudited financial results of M/s. NLC Tamil Nadu Power Limited (herein after referred to as "the Company"), for the quarter ended June 30, 2023 (herein after referred to as "the Statement") being submitted by the Company pursuant to the requirement of Regulation 33 of SEBI (Listing Obligation and Disclosure Requirement) Regulations 2015, as amended (the "Listing Regulations"). This Statement is the responsibility of the Company's Management and has been approved by the Company's Board of Directors and has been prepared in accordance with the recognition and measurement principles laid down in Indian Accounting Standard 34, (Ind AS 34) "Interim Financial Reporting" prescribed under section 133 of the companies act, 2013 as amended, read with relevant rules issued thereunder and other accounting principles generally accepted in India. Our responsibility is to express a conclusion on the Statement based on our review.

2. We conducted our review of the Statement in accordance with the Standard on Review Engagement (SRE) 2410, "Review of Interim Financial Information Performed by the Independent Auditor of the Entity", issued by the Institute of Chartered Accountants of India. A review of interim financial information consists of making inquiries, primarily of persons responsible for financial and accounting matters, and applying analytical and other review procedures. A review is substantially less in scope than an audit conducted in accordance with Standards on Auditing and consequently does not enable us to obtain assurance that we would become aware of all significant matters that might be identified in an audit. We have not performed an audit and accordingly, we do not express an audit opinion.



3. Based on our review conducted as above, nothing has come to our attention that causes us to believe that the accompanying Statement read with notes thereon, prepared in accordance with applicable Indian Accounting Standards (Ind AS) specified under Section 133 of Companies Act 2013 read with relevant rules issued there under and other recognized accounting practices and policies, has not disclosed the information required to be disclosed in terms of Listing Regulations, including the manner in which it is to be disclosed, or that it contains any material misstatement.



**Place: Chennai**  
**Date: 25.07.2023**

**For S. Venkatram & Co. LLP,**  
**Chartered Accountants**  
**FRN: 004656S/S200095**

**B. Gowthaman**  
**Partner**

**M. No: 201737**

**UDIN: 23201737BGWPDY5259**

**NLC TAMIL NADU POWER LIMITED**

Regd. Office: No.135, EVR Periyar High Road, Kilpauk, Chennai - 600010, Tamil Nadu.

CIN No.: U40102TN2005GOI058050, Website: [www.ntplpower.com](http://www.ntplpower.com)

**Extract of the statement of Un-audited Financial Results for the Quarter Ended June 30, 2023**

(₹ in Lakh)


| Sl. No. | Particulars  | Quarter Ended |             |             | Year Ended  |
|---------|--|---------------|-------------|-------------|-------------|
|         |  | 30.06.2023    | 31.03.2023  | 30.06.2022  | 31.03.2023  |
|         |  | (Unaudited)   | (Audited)   | (Unaudited) | (Audited)   |
| 1       | Total Income from operations (Net)   | 80,050.39     | 88,624.92   | 83,352.72   | 3,57,790.73 |
| 2       | Net Profit/(Loss) for the period before Tax (before Exceptional & Rate Regulated Activity)   | 9,159.07      | 6,209.66    | 6,378.42    | 31,926.65   |
| 3       | Net Profit/(Loss) for the period before Tax (after Exceptional & Rate Regulated Activity)  | 12,446.15     | 10,161.91   | 9,858.16    | 43,308.43   |
| 4       | Net Profit/(Loss) for the period after Tax   | 8,103.91      | 6,428.89    | 6,399.94    | 27,864.65   |
| 5       | Total Comprehensive Income for the period [comprising Profit/(Loss) for the period (after tax) and Other Comprehensive income (after Tax)] | 8,079.40      | 6,406.58    | 6,426.77    | 27,864.59   |
| 6       | Paid -up Equity Share Capital (Face Value of ₹10/- each)   | 2,18,804.20   | 2,18,804.20 | 2,18,804.20 | 2,18,804.20 |
| 7       | Reserves (excluding Revaluation Reserve)   | 68,715.20     | 60,635.80   | 50,138.19   | 60,635.80   |
| 8       | Securities Premium Account   | -             | -           | -           | -           |
| 9       | Net Worth  | 2,87,519.40   | 2,79,440.00 | 2,68,942.39 | 2,79,440.00 |
| 10      | Paid up Debt Capital/Outstanding Debt  | 2,91,910.17   | 3,32,965.73 | 3,43,742.86 | 3,32,965.73 |
| 11      | Outstanding Redeemable Preference Shares (Nos.)  | -             | -           | -           | -           |
| 12      | Debt Equity Ratio  | 1.02          | 1.19        | 1.28        | 1.19        |
| 13      | Debt Service Coverage Ratio (DSCR) (Annualised)  | 1.53          | 1.42        | 1.40        | 1.43        |
| 14      | Interest Service Coverage Ratio (ISCR)   | 4.84          | 4.32        | 4.85        | 4.17        |
| 15      | Capital Redemption Reserve   | -             | -           | -           | -           |
| 16      | Debenture Redemption Reserve   | -             | -           | -           | -           |
| 17      | Earnings per Equity Share (of ₹10 each) from continuing operations (before adjustment of Net Regulatory Deferral Balance):                 |               |             |             |             |
|         | Basic (in ₹)   | 0.22          | 0.11        | 0.13        | 0.75        |
|         | Diluted (in ₹)   | 0.22          | 0.11        | 0.13        | 0.75        |
| 18      | Earning per Equity Share (of ₹10 Each) from continuing operations (after adjustment of Net Regulatory Deferral Balance):                   |               |             |             |             |
|         | Basic (in ₹)   | 0.37          | 0.29        | 0.29        | 1.27        |
|         | Diluted (in ₹)   | 0.37          | 0.29        | 0.29        | 1.27        |

**Note:**

1. The above is an extract of the detailed format of Quarter Ended Un-audited financial results filed with the Stock Exchange in terms of SEBI Circular SEBI/HO/DDHS/DDHS/CIR/P/2019/167 dt. Dec 24, 2019. The full format of the Quarter Ended Un-audited financial results are available on the Stock Exchange website at [www.bseindia.com](http://www.bseindia.com) and on company's website i.e. [www.ntplpower.com](http://www.ntplpower.com).

2. For the other line items referred in Regulation 52(4) of the SEBI (LODR) Regulations, pertinent disclosures have been made to the BSE Ltd and can be accessed on [www.bseindia.com](http://www.bseindia.com) and on company's website i.e. [www.ntplpower.com](http://www.ntplpower.com).

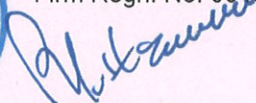
For NLC Tamil Nadu Power Limited

  
D.Dhanapal  
Chief Financial Officer

  
K.Anandaramanujam  
Chief Executive Officer



For S. Venkatram & Co. LLP  
Chartered Accountants  
Firm Regn. No. 004686S/S200095

  
B.Gowthaman  
Partner  
M. No. 201737  
Place: CHENNAI  
Date: 25.07.2023



Place: CHENNAI  
Date: 25.07.2023

**NLC TAMIL NADU POWER LIMITED**

**Additional disclosure as per Regulation 52(4) of Securities and Exchange Board of India (Listing Obligations and Disclosure Requirements) Regulations, 2015 for the Quarter Ended June 30, 2023**

| Sl. No. | Particulars  | Quarter Ended |             |             | Year Ended  |
|---------|--|---------------|-------------|-------------|-------------|
|         |  | 30.06.2023    | 31.03.2023  | 30.06.2022  | 31.03.2023  |
|         |  | (Unaudited)   | (Audited)   | (Unaudited) | (Audited)   |
| 1       | Debt Equity Ratio (Paid up Debt Capital / Total Equity)  | 1.02          | 1.19        | 1.28        | 1.19        |
| 2       | Debt Service Coverage Ratio (Earnings before Interest, Depreciation, Exceptional items and Tax / [Interest + Principal Repayment on long term borrowings]) (Annualised)                | 1.53          | 1.42        | 1.40        | 1.43        |
| 3       | Interest Service Coverage Ratio (Earnings before Interest, Depreciation, Exceptional items and Tax / Interest)   | 4.84          | 4.32        | 4.85        | 4.17        |
| 4       | Outstanding Redeemable Preference Shares (Nos.)  | -             | -           | -           | -           |
| 5       | Capital Redemption Reserve (in ₹)  | -             | -           | -           | -           |
| 6       | Debenture Redemption Reserve (in ₹)  | -             | -           | -           | -           |
| 7       | Net Worth (Equity Share Capital + Retained earnings) (₹ in Lakh)   | 2,87,519.40   | 2,79,440.00 | 2,68,942.39 | 2,79,440.00 |
| 8       | Net Profit /(loss) after Tax (excl. Other Comprehensive Income) (₹ in Lakh)  | 8,103.91      | 6,428.89    | 6,399.94    | 27,864.65   |
| 9       | Earnings per Equity Share (of ₹10 each) from continuing operations (before adjustment of Net Regulatory Deferral Balance):   |               |             |             |             |
|         | Basic (in ₹)   | 0.22          | 0.11        | 0.13        | 0.75        |
|         | Diluted (in ₹)   | 0.22          | 0.11        | 0.13        | 0.75        |
| 10      | Earning per Equity Share (of ₹10 Each) from continuing operations (after adjustment of Net Regulatory Deferral Balance):   |               |             |             |             |
|         | Basic (in ₹)   | 0.37          | 0.29        | 0.29        | 1.27        |
|         | Diluted (in ₹)   | 0.37          | 0.29        | 0.29        | 1.27        |
| 11      | Current Ratio (Current Assets / Current Liabilities)   | 0.47          | 0.51        | 0.56        | 0.51        |
| 12      | Long term debt to working capital ratio (Long term borrowings incl. current maturities of long term borrowings / [Working capital excl. current maturities of long term borrowings]) * | 1.69          | 1.88        | 2.55        | 1.88        |
| 13      | Bad debts to account receivable ratio (Bad debts / Average trade receivables)  | -             | -           | -           | -           |
| 14      | Current Liability Ratio (Current Liabilities / Total Liabilities)  | 0.62          | 0.62        | 0.61        | 0.62        |
| 15      | Total debt to total assets ratio (Paid up Debt Capital / Total Assets)   | 0.42          | 0.47        | 0.48        | 0.47        |
| 16      | Debtors turnover ratio (Credit Sales / Average trade receivables) - Annualised   | 5.02          | 4.80        | 4.58        | 5.29        |
| 17      | Inventory turnover ratio (Revenue from operations / Average Inventory) - Annualised  | 9.14          | 9.88        | 14.33       | 14.29       |
| 18      | Operating Margin (%) ([Net Profit/(Loss) before Interest, Exceptional items and Tax - Other Income] / Revenue from operations)   | 20.34         | 19.80       | 15.70       | 17.55       |
| 19      | Net profit margin (%) (Net Profit /(loss) after Tax [excl. Other Comprehensive Income] / Revenue from operations)  | 10.43         | 7.12        | 7.88        | 7.95        |


\* Working Capital is negative.

For NLC Tamil Nadu Power Limited

  
D. Dhanapal  
Chief Financial Officer

  
K. Anandaramanujam  
Chief Executive Officer

For S. Venkatram & Co. LLP  
Chartered Accountants  
Firm Regn. No. 004656S/S200095

  
B. Gowthaman  
Partner  
M. No. 201737  
Place: CHENNAI  
Date: 25.07.2023

Place: CHENNAI  
Date: 25.07.2023




NLC TAMIL NADU POWER LIMITED  
Balance Sheet as at 30th June, 2023

(₹ in Lakh)

|    | Particulars  | Note No. | As at 30th June 2023<br>(Unaudited) | As at 30th June 2022<br>(Unaudited) | As at 31st March 2023 |
|----|--|----------|-------------------------------------|-------------------------------------|-----------------------|
|    | <b>ASSETS</b>  |          |                                     |                                     |                       |
| 1) | <b>Non-current assets</b>  |          |                                     |                                     |                       |
|    | (a) Property, Plant and Equipment  | 1        | 4,18,520.73                         | 4,54,304.18                         | 4,27,650.61           |
|    | (b) Right-of-Use Assets  | 2        | 2,361.04                            | 2,528.56                            | 2,402.72              |
|    | (c) Intangible Assets  | 3        | 221.10                              | 262.47                              | 240.65                |
|    | (d) Capital work-in-progress   | 4        | 34,931.31                           | 10,045.23                           | 28,695.67             |
|    | (e) Financial Assets   | 5        |                                     |                                     |                       |
|    | (i) Trade receivables  | a        | 7,954.92                            | -                                   | 8,826.74              |
|    | (ii) Loans   | b        | 31.88                               | 62.20                               | 42.28                 |
|    | (f) Other Non Current Assets   | 6        | 3,069.13                            | 4,572.49                            | 3,473.95              |
|    |  |          | <b>4,67,090.11</b>                  | <b>4,71,775.13</b>                  | <b>4,71,332.62</b>    |
| 2) | <b>Current assets</b>  |          |                                     |                                     |                       |
|    | (a) Inventories  | 7        | 34,699.55                           | 29,667.25                           | 33,342.85             |
|    | (b) Financial Assets   | 8        |                                     |                                     |                       |
|    | (i) Trade receivables  | a        | 47,143.71                           | 75,574.38                           | 55,602.60             |
|    | (ii) Cash and cash equivalents   | b        | 332.74                              | 239.41                              | 606.71                |
|    | (iii) Bank balances other than cash and cash equivalents                           | c        | 1,248.26                            | 865.79                              | 630.52                |
|    | (iv) Loans   | d        | 39.10                               | 53.64                               | 49.43                 |
|    | (v) Other Financial Assets   | e        | 27,300.62                           | 30,305.40                           | 31,810.09             |
|    | (c) Current Tax Assets (Net)   | 9        | -                                   | 1,224.29                            | 1,890.08              |
|    | (d) Other Current Assets   | 10       | 8,746.63                            | 13,668.96                           | 11,605.76             |
|    |  |          | <b>1,19,510.61</b>                  | <b>1,51,599.12</b>                  | <b>1,35,538.04</b>    |
| 3) | <b>Regulatory Deferral Account Debit Balances</b>                                  | 11       | <b>1,08,174.36</b>                  | <b>90,967.73</b>                    | <b>1,01,710.40</b>    |
|    | <b>Total Assets and Regulatory Deferral Account Debit Balance</b>                  |          | <b>6,94,775.08</b>                  | <b>7,14,341.98</b>                  | <b>7,08,581.06</b>    |
|    | <b>EQUITY AND LIABILITIES</b>  |          |                                     |                                     |                       |
|    | <b>Equity</b>  |          |                                     |                                     |                       |
|    | (a) Equity Share capital   | 12       | 2,18,804.20                         | 2,18,804.20                         | 2,18,804.20           |
|    | (b) Other Equity   | 13       |                                     |                                     |                       |
|    | (i) Retained earnings  | a        | 68,715.20                           | 50,138.19                           | 60,635.80             |
|    |  |          | <b>2,87,519.40</b>                  | <b>2,68,942.39</b>                  | <b>2,79,440.00</b>    |
|    | <b>Liabilities</b>   |          |                                     |                                     |                       |
| 1) | <b>Non-current liabilities</b>   |          |                                     |                                     |                       |
|    | (a) Financial Liabilities  | 14       |                                     |                                     |                       |
|    | (i) Borrowings   | a        | 91,598.28                           | 1,28,418.13                         | 1,05,353.68           |
|    | (ii) Other financial liabilities   | b        | 13,269.69                           | 10,631.40                           | 12,080.94             |
|    | (b) Deferred Tax Liability (Net)   | 15       | 32,587.28                           | 24,298.16                           | 30,414.56             |
|    |  |          | <b>1,37,455.25</b>                  | <b>1,63,347.69</b>                  | <b>1,47,849.18</b>    |
| 2) | <b>Current liabilities</b>   |          |                                     |                                     |                       |
|    | (a) Financial Liabilities  | 16       |                                     |                                     |                       |
|    | (i) Borrowings   | a        | 2,00,311.89                         | 2,15,324.73                         | 2,27,612.05           |
|    | (ii) Trade payables  | b        |                                     |                                     |                       |
|    | - Total outstanding dues of Micro and Small enterprises                            |          | 89.64                               | 43.18                               | 196.62                |
|    | - Total outstanding dues of creditors other than Micro and Small enterprises       |          | 42,942.85                           | 44,874.49                           | 30,364.11             |
|    | (iii) Other financial liabilities  | c        | 303.96                              | 243.08                              | 197.51                |
|    | (b) Current Tax Liabilities (Net)  | 17       | 121.08                              | -                                   | -                     |
|    | (c) Other current liabilities  | 18       | 6,801.68                            | 7,983.89                            | 6,830.33              |
|    | (d) Provisions   | 19       | 1,698.86                            | 2,069.56                            | 1,737.67              |
|    |  |          | <b>2,52,269.96</b>                  | <b>2,70,538.93</b>                  | <b>2,66,938.29</b>    |
| 3) | <b>Regulatory Deferral Account Credit Balances</b>                                 | 20       | <b>17,530.47</b>                    | <b>11,512.97</b>                    | <b>14,353.59</b>      |
|    | <b>Total Equity and Liabilities and Regulatory Deferral Account Credit Balance</b> |          | <b>6,94,775.08</b>                  | <b>7,14,341.98</b>                  | <b>7,08,581.06</b>    |

For and on behalf of NLC Tamil Nadu Power Limited

  
D.DHANAPAL  
CHIEF FINANCIAL OFFICER

  
K.ANANDARAMANUJAM  
CHIEF EXECUTIVE OFFICER



Place: CHENNAI  
Date: 25.07.2023  
This is the Balance Sheet referred to in our report of even date.  
For S. Venkatram & Co. LLP  
Chartered Accountants  
Firm Regn. No. 0046569/S200095

  
B.Gowthaman  
Partner  
M. No. 201737  
Place: CHENNAI  
Date: 25.07.2023




NLC TAMIL NADU POWER LIMITED  
Statement of Profit and Loss for the period ended 30th June, 2023

(₹ in Lakh)

|      | Particulars   | Note No. | For the quarter ended 30th June 2023 (Unaudited) | For the quarter ended 31st March 2023 | For the quarter ended 30th June 2022 (Unaudited) | For the year ended 31st March 2023 |
|------|---|----------|--|---------------------------------------|--|------------------------------------|
|      | <b>INCOME</b>   |          |  |                                       |  |                                    |
| I    | Revenue from Operations   | 21       | 77,714.40  | 90,344.35                             | 81,251.14  | 3,50,278.46                        |
| II   | Other Income  | 22       | 2,335.99   | (1,719.43)                            | 2,101.58   | 7,512.27                           |
| III  | <b>Total Income (I+II)</b>  |          | <b>80,050.39</b>                                 | <b>88,624.92</b>                      | <b>83,352.72</b>                                 | <b>3,57,790.73</b>                 |
|      | <b>EXPENSES</b>   |          |  |                                       |  |                                    |
| IV   | Cost of materials consumed  | 23       | 51,139.22  | 59,804.17                             | 58,405.55  | 2,39,154.70                        |
|      | Employee benefits expense   | 24       | 1,391.63   | 1,327.13                              | 1,429.74   | 5,228.57                           |
|      | Finance costs   | 25       | 5,700.70   | 6,003.55                              | 5,002.22   | 25,694.76                          |
|      | Depreciation and amortization expenses  | 26       | 9,437.43   | 9,795.78                              | 9,397.31   | 38,110.06                          |
|      | Other expenses  | 27       | 3,222.34   | 5,484.63                              | 2,739.48   | 17,675.99                          |
|      | <b>Total expenses (IV)</b>  |          | <b>70,891.32</b>                                 | <b>82,415.26</b>                      | <b>76,974.30</b>                                 | <b>3,25,864.08</b>                 |
| V    | <b>Profit/(loss) before Exceptional, Tax and Rate Regulatory Activity (III-IV)</b>                                  |          | <b>9,159.07</b>                                  | <b>6,209.66</b>                       | <b>6,378.42</b>                                  | <b>31,926.65</b>                   |
| VI   | Net Movement in regulatory deferral account balances income/(expenses)  | 28       | 3,287.08   | 3,952.25                              | 3,479.74   | 11,381.78                          |
| VII  | <b>Profit/(loss) before Exceptional items and Tax (V+VI)</b>  |          | <b>12,446.15</b>                                 | <b>10,161.91</b>                      | <b>9,858.16</b>                                  | <b>43,308.43</b>                   |
| VIII | Exceptional Items   |          | -  | -                                     | -  | -                                  |
| IX   | <b>Profit/(loss) before tax (VII-VIII)</b>  |          | <b>12,446.15</b>                                 | <b>10,161.91</b>                      | <b>9,858.16</b>                                  | <b>43,308.43</b>                   |
| X    | <b>Tax expense:</b>   |          |  |                                       |  |                                    |
|      | (1) Current tax   |          |  |                                       |  |                                    |
|      | - Current Period Tax  |          | 1,599.69   | 1,085.59                              | 1,114.44   | 5,578.87                           |
|      | - Tax Expenses/(Savings) on Rate Regulated Account  |          | 574.11   | 690.77                                | 607.98   | 1,988.85                           |
|      | - Earlier period  |          | -  | 28.55                                 | -  | 28.55                              |
|      | (2) Deferred tax  |          |  |                                       |  |                                    |
|      | - Deferred Tax  |          | 4,342.25   | 3,704.47                              | 3,458.22   | 15,415.23                          |
|      | - MAT Credit  |          | (2,173.81)                                       | (1,776.36)                            | (1,722.42)                                       | (7,567.72)                         |
|      | <b>Total Tax Expenses</b>   |          | <b>4,342.24</b>                                  | <b>3,733.02</b>                       | <b>3,458.22</b>                                  | <b>15,443.78</b>                   |
| XI   | <b>Profit/(loss) for the period (IX-X)</b>  |          | <b>8,103.91</b>                                  | <b>6,428.89</b>                       | <b>6,399.94</b>                                  | <b>27,864.65</b>                   |
| XII  | <b>Other Comprehensive Income</b>   |          |  |                                       |  |                                    |
|      | A. Items not reclassified to Profit or Loss: (Net of Tax)   |          |  |                                       |  |                                    |
|      | (i) Re-measurement of defined benefit plans   | 29       | (24.51)  | (22.31)                               | 26.83  | (0.06)                             |
| XIII | <b>Total Comprehensive Income for the period (XI+XII) (Comprising Profit/(loss) and Other Comprehensive Income)</b> |          | <b>8,079.40</b>                                  | <b>6,406.58</b>                       | <b>6,426.77</b>                                  | <b>27,864.59</b>                   |
| XIV  | <b>Earnings per equity share from continuing operations (Before net regulatory deferral adjustments):</b>           | 30       |  |                                       |  |                                    |
|      | (1) Basic (in ₹)  |          | 0.22   | 0.11                                  | 0.13   | 0.75                               |
|      | (2) Diluted (in ₹)  |          | 0.22   | 0.11                                  | 0.13   | 0.75                               |
| XV   | <b>Earnings per equity share from continuing operations (After net regulatory deferral adjustments):</b>            | 30       |  |                                       |  |                                    |
|      | (1) Basic (in ₹)  |          | 0.37   | 0.29                                  | 0.29   | 1.27                               |
|      | (2) Diluted (in ₹)  |          | 0.37   | 0.29                                  | 0.29   | 1.27                               |

For and on behalf of NLC Tamil Nadu Power Limited

  
D.DHANAPAL  
CHIEF FINANCIAL OFFICER

  
K.ANANDARAMANUJAM  
CHIEF EXECUTIVE OFFICER



Place: CHENNAI

Date: 25.07.2023

This is the Statement of Profit and Loss referred to in our report of even date.

For S. Venkatram & Co. LLP

Chartered Accountants

Firm Regn. No. 004656S/S200095

B.Gowthaman

Partner

M. No. 201737

Place: CHENNAI

Date: 25.07.2023



**NLC TAMIL NADU POWER LIMITED**  
Statement of Changes in Equity for the period ended 30th June, 2023

**A. Equity Share Capital:**

| Name of the Shareholder   | As at 31.03.2023    |   | Movement during the period |   | As at 30.06.2023 (Unaudited) |   |
|---------------------------|---------------------|---|----------------------------|---|------------------------------|---|
|                           | No. of Shares       | Equity Share Capital at par value of ₹ 10.00 each (₹ in Lakh) | No. of Shares              | Equity Share Capital at par value of ₹ 10.00 each (₹ in Lakh) | No. of Shares                | Equity Share Capital at par value of ₹ 10.00 each (₹ in Lakh) |
| (i) NLC India Ltd., - 89% | 19473,57,380        | 1,94,735.74   | -                          | -   | 19473,57,380                 | 1,94,735.74   |
| (ii) TANGEDCO - 11%       | 2406,84,620         | 24,068.46   | -                          | -   | 2406,84,620                  | 24,068.46   |
| <b>Total</b>              | <b>21880,42,000</b> | <b>2,18,804.20</b>  | <b>-</b>                   | <b>-</b>  | <b>21880,42,000</b>          | <b>2,18,804.20</b>  |

| Name of the Shareholder   | As at 31.03.2022    |   | Movement during the period |   | As at 31.03.2023    |   |
|---------------------------|---------------------|---|----------------------------|---|---------------------|---|
|                           | No. of Shares       | Equity Share Capital at par value of ₹ 10.00 each (₹ in Lakh) | No. of Shares              | Equity Share Capital at par value of ₹ 10.00 each (₹ in Lakh) | No. of Shares       | Equity Share Capital at par value of ₹ 10.00 each (₹ in Lakh) |
| (i) NLC India Ltd., - 89% | 19473,57,380        | 1,94,735.74   | -                          | -   | 19473,57,380        | 1,94,735.74   |
| (ii) TANGEDCO - 11%       | 2406,84,620         | 24,068.46   | -                          | -   | 2406,84,620         | 24,068.46   |
| <b>Total</b>              | <b>21880,42,000</b> | <b>2,18,804.20</b>  | <b>-</b>                   | <b>-</b>  | <b>21880,42,000</b> | <b>2,18,804.20</b>  |

(a) There is no change in Equity Share Capital due to prior period errors during the FY 2022-23 and Quarter-1 of FY 2023-24.


(b) There is no restatement in the Equity Share Capital at the beginning of the FY 2022-23 and Quarter-1 of FY 2023-24.


**B. Other Equity:**

(₹ in Lakh)

| Particulars   | Retained Earnings                |                  |
|---|----------------------------------|------------------|
|   | Qtr ended 30.06.2023 (Unaudited) | FY 2022-23       |
| Balance at the beginning of the reporting period      | 60,635.80                        | 43,711.42        |
| Total Comprehensive Income for the period             |                                  |                  |
| Profit or Loss  | 8,103.91                         | 27,864.65        |
| Other Comprehensive income                            | (24.51)                          | (0.06)           |
| <b>Total Comprehensive Income</b>                     | <b>8,079.40</b>                  | <b>27,864.59</b> |
| Dividend  | -                                | -                |
| Interim Dividend                                      | -                                | (10,940.21)      |
| Appropriations - Transfer from/(to) Retained Earnings | -                                | -                |
| Other Changes   | -                                | -                |
| <b>Balance at the end of the reporting period</b>     | <b>68,715.20</b>                 | <b>60,635.80</b> |

For and on behalf of NLC Tamil Nadu Power Limited

  
**D.DHANAPAL**  
CHIEF FINANCIAL OFFICER

  
**K.ANANDARAMANUJAM**  
CHIEF EXECUTIVE OFFICER




Place: CHENNAI  
Date: 25.07.2023

This is the Statement of changes in equity referred to in our report of even date.

For S. Venkatram & Co. LLP  
Chartered Accountants

Firm Regn. No. 004656S/S200095

  
**B.Gowthaman**  
Partner

M. No. 201737

Place: CHENNAI

Date: 25.07.2023



**NLC TAMIL NADU POWER LIMITED**  
Statement of Cash Flows for the period ended 30th June, 2023

(₹ in Lakh)


| Particulars   | For the quarter ended 30th<br>June 2023 (Unaudited) | For the quarter ended 30th<br>June 2022 (Unaudited) | For the year ended 31st<br>March 2023 |
|---|---|---|---------------------------------------|
| <b>A. CASH FLOW FROM OPERATING ACTIVITIES</b>                       |   |   |                                       |
| (i) Net Profit before Tax   | 12,446.15   | 9,858.16  | 43,308.43                             |
| (ii) Adjustments for :  |   |   |                                       |
| Add: Depreciation   | 9,437.43  | 9,397.31  | 38,110.06                             |
| Interest expense  | 5,700.70  | 5,002.22  | 25,694.76                             |
| Provisions  | (38.81)   | (21.39)   | (353.28)                              |
| Loss on Disposal of assets  | -   | -   | 0.03                                  |
| Less: Interest income   | (82.10)   | (3.08)  | (47.63)                               |
| Profit on Disposal of assets  | -   | -   | (299.49)                              |
| (iii) Operating Profit before Working Capital Changes               | 27,463.37   | 24,233.22   | 1,06,412.88                           |
| (iv) Working Capital Changes in                                     |   |   |                                       |
| Inventory   | (1,356.70)  | (13,986.40)   | (17,662.00)                           |
| Trade Receivables   | 9,330.71  | (11,284.11)   | (2,558.82)                            |
| Loans   | 20.73   | 11.14   | 35.27                                 |
| Other Financial Assets  | 4,512.89  | (13,417.34)   | (14,885.55)                           |
| Other Current Assets  | (4,222.57)  | (22,341.64)   | (30,785.85)                           |
| Current Liabilities   | 3,123.72  | 12,186.18   | 13,846.35                             |
| Other Liabilities   | 1,188.75  | 186.47  | 1,636.01                              |
| Trade Payables  | 12,471.76   | 11,402.98   | (2,953.96)                            |
| (v) Cash flow before taxes and extraordinary items                  | 52,532.66   | (13,009.50)   | 53,084.33                             |
| (vi) Direct tax paid  | (158.36)  | (1,267.76)  | (7,774.15)                            |
| (vii) Interest on direct tax  | (0.00)  | -   | (28.55)                               |
| <b>Net Cash flow from operating activities</b>                      | <b>52,374.30</b>                                    | <b>(14,277.26)</b>                                  | <b>45,281.63</b>                      |
| <b>B. CASH FLOW FROM INVESTING ACTIVITIES</b>                       |   |   |                                       |
| (i) Purchase / Transfer / Adjustment of Property, Plant & Equipment | (6,077.58)  | (2,061.64)  | (25,272.94)                           |
| (ii) Sale / Transfer / Adjustment of Property, Plant & Equipment    | 0.44  | -   | 4,047.34                              |
| (iii) Interest Received   | 78.68   | 3.08  | 11.15                                 |
| <b>Net Cash flow from investing activities</b>                      | <b>(5,998.46)</b>                                   | <b>(2,058.56)</b>                                   | <b>(21,214.45)</b>                    |
| <b>C. CASH FLOW FROM FINANCING ACTIVITIES</b>                       |   |   |                                       |
| (i) Long Term Borrowings (Net)                                      | (13,755.40)   | (15,460.61)   | (38,525.06)                           |
| (ii) Short term Borrowings (Net)                                    | (27,300.16)   | 35,312.16   | 47,599.48                             |
| (iii) Interest Paid   | (5,594.25)  | (4,842.15)  | (23,160.51)                           |
| (iv) Interim Dividend Paid  | -   | -   | (10,940.21)                           |
| <b>Net Cash flow from financing activities</b>                      | <b>(46,649.81)</b>                                  | <b>15,009.40</b>                                    | <b>(25,026.30)</b>                    |
| <b>Net increase/(decrease) in Cash and Cash equivalents</b>         | <b>(273.97)</b>                                     | <b>(1,326.42)</b>                                   | <b>(959.12)</b>                       |
| <b>Cash and cash equivalents as at the beginning of the period</b>  | <b>606.71</b>                                       | <b>1,565.83</b>                                     | <b>1,565.83</b>                       |
| <b>Cash and cash equivalents as at the end of the period</b>        | <b>332.74</b>                                       | <b>239.41</b>                                       | <b>606.71</b>                         |

Note:- ( ) indicates cash outflow

(₹ in Lakh)

| DETAILS OF CASH AND CASH EQUIVALENTS | As at 30th June 2023<br>(Unaudited) | As at 30th June 2022<br>(Unaudited) | As at 31st March 2023 |
|--------------------------------------|-------------------------------------|-------------------------------------|-----------------------|
| Cash at Bank in Current Accounts     | 332.73                              | 239.40                              | 606.69                |
| Others                               | 0.01                                | 0.01                                | 0.02                  |
| <b>Total</b>                         | <b>332.74</b>                       | <b>239.41</b>                       | <b>606.71</b>         |

For and on behalf of NLC Tamil Nadu Power Limited

  
**D.DHANAPAL**  
CHIEF FINANCIAL OFFICER

  
**K.ANANDARAMANUJAM**  
CHIEF EXECUTIVE OFFICER



Place: CHENNAI

Date: 25-07-2022

This is the Statement of Cash Flows referred to in our report of even date.

For S. Venkatram & Co. LLP

Chartered Accountants

Firm Regn. No. 004656S/200095

  
**B.Gowthaman**

Partner

M. No. 201737

Place: CHENNAI

Date: 25-07-2023



**NLC TAMIL NADU POWER LIMITED**  
Notes to Balance Sheet

**NON CURRENT ASSETS**

**1. Property, Plant and Equipment**

| Description                     | Gross Block           |                          |                          |                                  | Accumulation Depreciation |                            |                 | Net Block                        |                       |
|---------------------------------|-----------------------|--------------------------|--------------------------|----------------------------------|---------------------------|----------------------------|-----------------|----------------------------------|-----------------------|
|                                 | As at 01st April 2023 | Additions/ Trans./ Adjt. | Disposals/ Trans./ Adjt. | As at 30th June 2023 (Unaudited) | As at 01st April 2023     | Withdrawa Is/Trans./ Adjt. | For the period  | As at 30th June 2023 (Unaudited) | As at 31st March 2023 |
|                                 |                       |                          |                          |                                  |                           |                            |                 |                                  |                       |
| Freehold Land                   | 3,539.57              | -                        | -                        | 3,539.57                         | -                         | -                          | -               | 3,539.57                         | 3,539.57              |
| Roads                           | 2,959.02              | -                        | -                        | 2,959.02                         | 500.41                    | -                          | 24.71           | 2,433.90                         | 2,458.61              |
| Buildings                       | 9,827.09              | -                        | -                        | 9,827.09                         | 2,368.42                  | -                          | 91.90           | 7,366.77                         | 7,458.67              |
| Electrical Installations        | 479.12                | -                        | -                        | 479.12                           | 285.05                    | -                          | 6.49            | 187.58                           | 194.07                |
| Water Supply                    | 582.54                | -                        | -                        | 582.54                           | 201.53                    | -                          | 7.54            | 373.47                           | 381.01                |
| Plant & Machinery *             | 6,95,833.05           | 212.93                   | -                        | 6,96,045.98                      | 2,82,989.76               | -                          | 9,214.54        | 4,03,841.68                      | 4,12,843.29           |
| Furniture & Equipment           | 1,387.40              | 33.83                    | 3.77                     | 1,417.46                         | 635.45                    | 3.33                       | 28.63           | 756.71                           | 751.95                |
| Vehicles                        | 105.74                | -                        | -                        | 105.74                           | 82.30                     | -                          | 2.39            | 21.05                            | 23.44                 |
| Assets costing ₹ 5000 and below | 15.15                 | -                        | -                        | 15.15                            | 15.15                     | -                          | -               | -                                | -                     |
| <b>Total</b>                    | <b>7,14,728.68</b>    | <b>246.76</b>            | <b>3.77</b>              | <b>7,14,971.67</b>               | <b>2,87,078.07</b>        | <b>3.33</b>                | <b>9,376.20</b> | <b>2,96,450.94</b>               | <b>4,27,650.61</b>    |
| Previous Year                   | 7,14,364.11           | 5,638.96                 | 5,274.39                 | 7,14,728.68                      | 2,50,736.63               | 1,526.51                   | 37,867.95       | 4,27,078.07                      | 4,27,650.61           |

There is no impairment loss identified for the assets during the period.

Based on the initial finding by the physical verification committee, the net block of ₹ 82.71 Lakh considered damaged (other than free hold land, roads and buildings) are included in the above schedule pending write off from asset register. Upon the final recommendation of committee, writingoff of fixed assets and consequent adjustments will be accounted in the books of account.

\* Spares meeting the criteria of PPE and having a value more than ₹ 5 lakh has been considered for capitalisation.

**2. Right-of-Use Assets**

| Description    | Gross Block           |                          |                          |                                  | Accumulation Depreciation |                            |                | Net Block                        |                       |
|----------------|-----------------------|--------------------------|--------------------------|----------------------------------|---------------------------|----------------------------|----------------|----------------------------------|-----------------------|
|                | As at 01st April 2023 | Additions/ Trans./ Adjt. | Disposals/ Trans./ Adjt. | As at 30th June 2023 (Unaudited) | As at 01st April 2023     | Withdrawa Is/Trans./ Adjt. | For the period | As at 30th June 2023 (Unaudited) | As at 31st March 2023 |
|                |                       |                          |                          |                                  |                           |                            |                |                                  |                       |
| Leasehold Land | 5,028.93              | -                        | -                        | 5,028.93                         | 2,626.21                  | -                          | 41.68          | 2,667.89                         | 2,361.04              |
| <b>Total</b>   | <b>5,028.93</b>       | <b>-</b>                 | <b>-</b>                 | <b>5,028.93</b>                  | <b>2,626.21</b>           | <b>-</b>                   | <b>41.68</b>   | <b>2,667.89</b>                  | <b>2,402.72</b>       |
| Previous Year  | 5,028.93              | -                        | -                        | 5,028.93                         | 2,458.58                  | -                          | 167.63         | 2,626.21                         | 2,402.72              |

*D. Dhanapal*

**D. DHANAPAL**  
Chief Financial Officer

**NLC TAMILNADU POWER LIMITED**  
Harbour Estate, Tuticorin 628 004.

*Uthamarajam*

**KANANDARAMANUJAM**

Chief Executive Officer  
NLC TamilNadu Power Limited  
Harbour Estate, Tuticorin-628 004



NLC Tamil Nadu Power Limited (Lessee) entered into lease agreement with V.O.Chidambaranar Port Trust (Lessor) for allocation of land for the purpose of establishing 2x500MW Thermal Power Project (102.465 Hectares of land) and constructing quarters (25 Hectares of land) for the employees of NLC Tamil Nadu Power Limited. The lease agreement period of project land and township land is Thirty (30) years from the date of 14.08.2007.

**Clauses of the lease agreement of land allocated for the purpose of establishing 2x500MW Thermal Power Project describes:**

"That if the lessee, at the expiration of the terms of lease, likes to continue the same business, the lessor may permit to continue the same with fresh agreement. In case the Lessee likes to suspend the operation, sooner to the period of determination thereof, surrender to the Lessor the demised plot of land after removing any constructions made by him thereon unless the Lessor express his willingness to purchase the same in which case the Lessee may sell the same to the Lessor at a valuation to be made by mutual consent or in case of disagreement of arbitration in the manner specified in the lease agreement."  
 "The Leased property shall not be transferred by the Lessee to any third party either for mortgaging or by way of sub-lease, rent or any other means without the permission in writing of the Chairman, V.O.Chidambaranar Port Trust except for the purpose of establishing 2x500MW Thermal Power Project and certain infrastructure facilities which are essential to meet the function of power plant and social obligation to the employees."

**Clauses of the lease agreement of land allocated for the purpose of constructing quarters for the employees of NLC Tamil Nadu Power Limited describes:**

"That if the lessee, at the expiration of the terms of lease, likes to continue to use the land for residential purpose, the lessor may permit to continue the same with fresh agreement. In case the Lessee likes to suspend the operation, sooner to the period of determination thereof, surrender to the Lessor the demised plot of land after removing any constructions made by him thereon unless the Lessor express his willingness to purchase the same in which case the Lessee may sell the same to the Lessor at a valuation to be made by mutual consent or in case of disagreement of arbitration in the manner specified in the lease agreement."

"The Leased property shall not be transferred by the Lessee to any third party either for mortgaging or by way of sub-lease, rent or any other means without the permission in writing of the Chairman, V.O.Chidambaranar Port Trust except for the purpose of constructing quarters for the employees of NLC Tamil Nadu Power Limited and certain infrastructure facilities which are essential to meet social obligation of the employees."

In accordance with the renewal provision in the lease agreement, company may renew lease agreement for a further sizable period say 30 years approx. beyond the cut off date 13.08.2037. In the event, the company suspends the operation at the end of the lease period, the estimate of dismantling cost of the existing asset at the end of the lease period is not taken into account as of now, considering the saleable value of the underlying asset at the end of lease period would be sufficient enough to cover the dismantling cost.

**3. Intangible Assets**

| Description       | Gross Block           |                           | Accumulation Depreciation        |                           | Net Block                        |                       |
|-------------------|-----------------------|---------------------------|----------------------------------|---------------------------|----------------------------------|-----------------------|
|                   | As at 01st April 2023 | Additions/ Trans./ Adjts. | As at 30th June 2023 (Unaudited) | Disposals/ Trans./ Adjts. | As at 30th June 2023 (Unaudited) | As at 31st March 2023 |
| Computer Software | 419.16                | -                         | 419.16                           | -                         | 198.06                           | 240.65                |
| <b>Total</b>      | <b>419.16</b>         | <b>-</b>                  | <b>419.16</b>                    | <b>-</b>                  | <b>198.06</b>                    | <b>240.65</b>         |
| Previous Year     | 384.94                | 34.22                     | 419.16                           | -                         | 178.51                           | 240.65                |

There is no impairment loss identified for the assets during the period.

*D. Dhnanapal*

**D. DHANAPAL**  
 Chief Financial Officer  
**NLC TAMILNADU POWER LIMITED**  
 Harbour Estate, Tuticorin 628 004.

*K. Anandaramanujam*

**K.ANANDARAMANUJAM**  
 Chief Executive Officer  
**NLC TamilNadu Power Limited**  
 Harbour Estate, Tuticorin-628 004



**NLC TAMIL NADU POWER LIMITED**  
Note to Balance Sheet

**NON CURRENT ASSETS**

**1. Property, Plant and Equipment**

| Description                     | Gross Block           |                         |                         | Accumulation Depreciation |                              | Net Block                        |                       |
|---------------------------------|-----------------------|-------------------------|-------------------------|---------------------------|------------------------------|----------------------------------|-----------------------|
|                                 | As at 01st April 2022 | Additions/ Trans./ Adj. | Disposals/ Trans./ Adj. | As at 01st April 2022     | Withdrawals/ Is/Trans./ Adj. | As at 30th June 2022 (Unaudited) | As at 31st March 2022 |
|                                 |                       |                         |                         |                           | For the period               |                                  |                       |
| Freehold Land *                 | 3,539.57              | -                       | -                       | -                         | -                            | 3,539.57                         | 3,539.57              |
| Roads and Buildings             | 12,461.04             | 13.78                   | -                       | 2,404.79                  | 115.10                       | 9,954.93                         | 10,056.25             |
| Electrical Installations        | 479.12                | -                       | -                       | 259.11                    | 6.49                         | 213.52                           | 220.01                |
| Water Supply                    | 556.81                | -                       | -                       | 171.92                    | 7.21                         | 377.68                           | 384.89                |
| Plant & Machinery **            | 6,95,936.90           | -                       | -                       | 2,47,260.93               | 9,180.86                     | 4,39,495.11                      | 4,48,675.97           |
| Furniture & Equipment           | 1,275.75              | -                       | -                       | 551.69                    | 25.18                        | 698.88                           | 724.06                |
| Vehicles                        | 99.77                 | -                       | -                       | 73.04                     | 2.24                         | 24.49                            | 26.73                 |
| Assets costing ₹ 5000 and below | 15.15                 | -                       | -                       | 15.15                     | -                            | -                                | -                     |
| <b>Total</b>                    | <b>7,14,364.11</b>    | <b>13.78</b>            | <b>-</b>                | <b>2,50,736.63</b>        | <b>9,337.08</b>              | <b>4,54,304.18</b>               | <b>4,63,627.48</b>    |
| Previous Year                   | 7,12,983.62           | 1,392.09                | 11.60                   | 2,12,923.55               | 4.67                         | 2,50,736.63                      | 4,63,627.48           |

There is no impairment loss identified for the assets during the period.

Based on the initial finding by the physical verification committee, the net block of ₹ 100.60 Lakh considered damaged are included in the above schedule pending write off from asset register. Upon the final recommendation of committee, writing off of fixed assets and consequent adjustments will be accounted in the books of account.

\* Possession and right to use of the asset is held by NTPL. However, registration formalities are pending with State Government Authorities.

\*\* Spares meeting the criteria of PPE and having a value more than ₹ 5 lakh has been considered for capitalisation.

\*\* Plant & Machinery includes Stand by LP Rotor of value ₹ 5,308.44 Lakh shared to UPRVUNL on replacement basis with hire charges till return with new LP Rotor by UPRVUNL to NTPL at the risk and the cost of UPRVUNL as per MOU & Indemnity bond signed between NTPL and UPRVUNL with a time frame 12/18 months from the hiring date of 29.03.2021.

**2. Right-of-Use Assets**

| Description    | Gross Block           |                         |                         | Accumulation Depreciation |                              | Net Block                        |                       |
|----------------|-----------------------|-------------------------|-------------------------|---------------------------|------------------------------|----------------------------------|-----------------------|
|                | As at 01st April 2022 | Additions/ Trans./ Adj. | Disposals/ Trans./ Adj. | As at 01st April 2022     | Withdrawals/ Is/Trans./ Adj. | As at 30th June 2022 (Unaudited) | As at 31st March 2022 |
|                |                       |                         |                         |                           | For the period               |                                  |                       |
| Leasehold Land | 5,028.93              | -                       | -                       | 2,458.58                  | 41.79                        | 2,500.37                         | 2,570.35              |
| <b>Total</b>   | <b>5,028.93</b>       | <b>-</b>                | <b>-</b>                | <b>2,458.58</b>           | <b>41.79</b>                 | <b>2,500.37</b>                  | <b>2,570.35</b>       |
| Previous Year  | 5,028.93              | -                       | -                       | 2,290.95                  | 167.63                       | 2,458.58                         | 2,570.35              |

*D. Dhana*  
**D. DHANAPAL**  
Chief Financial Officer

**NLC TAMILNADU POWER LIMITED**  
Harbour Estate, Tuticorin 628 004.

*K. Anandaramanujam*  
**K. ANANDARAMANUJAM**  
Chief Executive Officer  
**NLC TamilNadu Power Limited**  
Harbour Estate, Tuticorin-628 004



NLC Tamil Nadu Power Limited (Lessee) entered into lease agreement with V.O.Chidambaranar Port Trust (Lessor) for allocation of land for the purpose of establishing 2x500MW Thermal Power Project and constructing quarters for the employees of NLC Tamil Nadu Power Limited. The lease agreement period of project land and township land is Thirty (30) years from the date of 14.08.2007.

**Clauses of the lease agreement of land allocated for the purpose of establishing 2x500MW Thermal Power Project describes:**

"That if the lessee, at the expiration of the terms of lease, likes to continue the same business, the lessor may permit to continue the same with fresh agreement. In case the Lessee likes to suspend the operation, sooner to the period of determination thereof, surrender to the Lessor the demised plot of land after removing any constructions made by him thereon unless the Lessor express his willingness to purchase the same in which case the Lessee may sell the same to the Lessor at a valuation to be made by mutual consent or in case of disagreement of arbitration in the manner specified in the lease agreement."

"The Leased property shall not be transferred by the Lessee to any third party either for mortgaging or by way of sub-lease, rent or any other means without the permission in writing of the Chairman, V.O.Chidambaranar Port Trust except for the purpose of establishing 2x500MW Thermal Power Project and certain infrastructure facilities which are essential to meet the function of power plant and social obligation to the employees."

**Clauses of the lease agreement of land allocated for the purpose of constructing quarters for the employees of NLC Tamil Nadu Power Limited describes:**

"That if the lessee, at the expiration of the terms of lease, likes to continue to use the land for residential purpose, the lessor may permit to continue the same with fresh agreement. In case the Lessee likes to suspend the operation, sooner to the period of determination thereof, surrender to the Lessor the demised plot of land after removing any constructions made by him thereon unless the Lessor express his willingness to purchase the same in which case the Lessee may sell the same to the Lessor at a valuation to be made by mutual consent or in case of disagreement of arbitration in the manner specified in the lease agreement."

"The Leased property shall not be transferred by the Lessee to any third party either for mortgaging or by way of sub-lease, rent or any other means without the permission in writing of the Chairman, V.O.Chidambaranar Port Trust except for the purpose of constructing quarters for the employees of NLC Tamil Nadu Power Limited and certain infrastructure facilities which are essential to meet social obligation of the employees."

**3. Intangible Assets**

| Description       | Gross Block           |                           | Accumulation Depreciation |                                  | Net Block                        |                       |
|-------------------|-----------------------|---------------------------|---------------------------|----------------------------------|----------------------------------|-----------------------|
|                   | As at 01st April 2022 | Additions/ Trans./ Adjts. | Disposals/ Trans./ Adjts. | As at 30th June 2022 (Unaudited) | As at 30th June 2022 (Unaudited) | As at 31st March 2022 |
| Computer Software | 384.94                | -                         | -                         | 384.94                           | 122.47                           | 262.47                |
| <b>Total</b>      | <b>384.94</b>         | <b>-</b>                  | <b>-</b>                  | <b>384.94</b>                    | <b>122.47</b>                    | <b>262.47</b>         |
| Previous Year     | 377.17                | 7.77                      | -                         | 384.94                           | 104.03                           | 280.91                |

There is no impairment loss identified for the assets during the period.



*K. Kanandaramanujam*

**KANANDARAMANUJAM**  
Chief Executive Officer

NLC TamilNadu Power Limited  
Harbour Estate, Tuticorin-628 004

*D. Dhanapal*

**D. DHANAPAL**  
Chief Financial Officer  
**NLC TAMILNADU POWER LIMITED**  
Harbour Estate, Tuticorin 628 004.

**NLC TAMIL NADU POWER LIMITED**  
Notes to Balance Sheet

**NON CURRENT ASSETS**

**1. Property, Plant and Equipment**

| Description                     | Gross Block           |                         |                         |                       | Accumulation Depreciation |                           | Net Block        |                       |                       |
|---------------------------------|-----------------------|-------------------------|-------------------------|-----------------------|---------------------------|---------------------------|------------------|-----------------------|-----------------------|
|                                 | As at 01st April 2022 | Additions/ Trans./ Adj. | Disposals/ Trans./ Adj. | As at 31st March 2023 | As at 01st April 2022     | Withdrawa Is/Trans./ Adj. | For the period   | As at 31st March 2023 | As at 31st March 2022 |
|                                 |                       |                         |                         |                       |                           |                           |                  |                       |                       |
| Freehold Land                   | 3,539.57              | -                       | -                       | 3,539.57              | -                         | -                         | -                | 3,539.57              | 3,539.57              |
| Roads                           | 2,945.24              | 13.78                   | -                       | 2,959.02              | 401.66                    | -                         | 98.75            | 2,458.61              | 2,543.58              |
| Buildings                       | 9,515.80              | 311.29                  | -                       | 9,827.09              | 2,003.13                  | -                         | 365.29           | 7,458.67              | 7,512.67              |
| Electrical Installations        | 479.12                | -                       | -                       | 479.12                | 259.11                    | -                         | 25.94            | 194.07                | 220.01                |
| Water Supply                    | 556.81                | 25.73                   | -                       | 582.54                | 171.92                    | -                         | 29.61            | 381.01                | 384.89                |
| Plant & Machinery *             | 6,95,936.90           | 5,143.23                | 5,247.08                | 6,95,833.05           | 2,47,260.93               | 1,501.53                  | 37,230.36        | 4,12,843.29           | 4,48,675.97           |
| Furniture & Equipment           | 1,275.75              | 138.96                  | 27.31                   | 1,387.40              | 551.69                    | 24.98                     | 108.74           | 751.95                | 724.06                |
| Vehicles                        | 99.77                 | 5.97                    | -                       | 105.74                | 73.04                     | -                         | 9.26             | 23.44                 | 26.73                 |
| Assets costing ₹ 5000 and below | 15.15                 | -                       | -                       | 15.15                 | 15.15                     | -                         | -                | -                     | -                     |
| <b>Total</b>                    | <b>7,14,364.11</b>    | <b>5,638.96</b>         | <b>5,274.39</b>         | <b>7,14,728.68</b>    | <b>2,50,736.63</b>        | <b>1,526.51</b>           | <b>37,867.95</b> | <b>4,27,650.61</b>    | <b>4,63,627.48</b>    |
| Previous Year                   | 7,12,983.62           | 1,392.09                | 11.60                   | 7,14,364.11           | 2,12,923.55               | 4.67                      | 37,817.75        | 2,50,736.63           | 4,63,627.48           |

There is no impairment loss identified for the assets during the year.

Based on the initial finding by the physical verification committee, the net block of ₹ 82.71 Lakh considered damaged (other than free hold land, roads and buildings) are included in the above schedule pending write off from asset register. Upon the final recommendation of committee, writingoff of fixed assets and consequent adjustments will be accounted in the books of account.

\* Spares meeting the criteria of PPE and having a value more than ₹ 5 lakh has been considered for capitalisation.

**2. Right-of-Use Assets**

| Description    | Gross Block           |                         | Accumulation Depreciation |                       | Net Block                 |                |                 |                 |                 |
|----------------|-----------------------|-------------------------|---------------------------|-----------------------|---------------------------|----------------|-----------------|-----------------|-----------------|
|                | As at 01st April 2022 | Additions/ Trans./ Adj. | Disposals/ Trans./ Adj.   | As at 01st April 2022 | Withdrawa Is/Trans./ Adj. | For the period |                 |                 |                 |
|                |                       |                         |                           |                       |                           |                |                 |                 |                 |
| Leasehold Land | 5,028.93              | -                       | -                         | 2,458.58              | -                         | 167.63         | 2,626.21        | 2,402.72        | 2,570.35        |
| <b>Total</b>   | <b>5,028.93</b>       | <b>-</b>                | <b>-</b>                  | <b>2,458.58</b>       | <b>-</b>                  | <b>167.63</b>  | <b>2,626.21</b> | <b>2,402.72</b> | <b>2,570.35</b> |
| Previous Year  | 5,028.93              | -                       | -                         | 2,290.95              | -                         | 167.63         | 2,458.58        | 2,402.72        | 2,570.35        |

*D. Dhanapal*

**D. DHANAPAL**  
Chief Financial Officer  
NLC TAMILNADU POWER LIMITED  
Harbour Estate, Tuticorin 628 004.

*H. Manojan*

**KANANDARAMANUJAM**  
Chief Executive Officer  
NLC TamilNadu Power Limited  
Harbour Estate, Tuticorin-628 004



NLC Tamil Nadu Power Limited (Lessee) entered into lease agreement with V.O.Chidambaranar Port Trust (Lessor) for allocation of land for the purpose of establishing 2x500MW Thermal Power Project (102.465 Hectares of land) and constructing quarters (25 Hectares of land) for the employees of NLC Tamil Nadu Power Limited. The lease agreement period of project land and township land is Thirty (30) years from the date of 14.08.2007.

**Clauses of the lease agreement of land allocated for the purpose of establishing 2x500MW Thermal Power Project describes:**

"That if the lessee, at the expiration of the terms of lease, likes to continue the same business, the lessor may permit to continue the same with fresh agreement. In case the Lessee likes to suspend the operation, sooner to the period of determination thereof, surrender to the Lessor the demised plot of land after removing any constructions made by him thereon unless the Lessor express his willingness to purchase the same in which case the Lessee may sell the same to the Lessor at a valuation to be made by mutual consent or in case of disagreement of arbitration in the manner specified in the lease agreement."  
 "The Leased property shall not be transferred by the Lessee to any third party either for mortgaging or by way of sub-lease, rent or any other means without the permission in writing of the Chairman, V.O.Chidambaranar Port Trust except for the purpose of establishing 2x500MW Thermal Power Project and certain infrastructure facilities which are essential to meet the function of power plant and social obligation to the employees."

**Clauses of the lease agreement of land allocated for the purpose of constructing quarters for the employees of NLC Tamil Nadu Power Limited describes:**

"That if the lessee, at the expiration of the terms of lease, likes to continue to use the land for residential purpose, the lessor may permit to continue the same with fresh agreement. In case the Lessee likes to suspend the operation, sooner to the period of determination thereof, surrender to the Lessor the demised plot of land after removing any constructions made by him thereon unless the Lessor express his willingness to purchase the same in which case the Lessee may sell the same to the Lessor at a valuation to be made by mutual consent or in case of disagreement of arbitration in the manner specified in the lease agreement."

"The Leased property shall not be transferred by the Lessee to any third party either for mortgaging or by way of sub-lease, rent or any other means without the permission in writing of the Chairman, V.O.Chidambaranar Port Trust except for the purpose of constructing quarters for the employees of NLC Tamil Nadu Power Limited and certain infrastructure facilities which are essential to meet social obligation of the employees."

In accordance with the renewal provision in the lease agreement, company may renew lease agreement for a further sizable period say 30 years approx. beyond the cut off date 13.08.2037. In the event, the company suspends the operation at the end of the lease period, the estimate of dismantling cost of the existing asset at the end of the lease period is not taken into account as of now, considering the saleable value of the underlying asset at the end of lease period would be sufficient enough to cover the dismantling cost.

**3. Intangible Assets**

| Description       | Gross Block           |                               | Accumulation Depreciation |                       | Net Block             |                       |
|-------------------|-----------------------|-------------------------------|---------------------------|-----------------------|-----------------------|-----------------------|
|                   | As at 01st April 2022 | Additions/ Trans./ Adj. 34.22 | Disposals/ Trans./ Adj. - | As at 31st March 2023 | As at 31st March 2023 | As at 31st March 2022 |
| Computer Software | 384.94                | 34.22                         | -                         | 419.16                | 104.03                | 178.51                |
| <b>Total</b>      | <b>384.94</b>         | <b>34.22</b>                  | <b>-</b>                  | <b>419.16</b>         | <b>104.03</b>         | <b>178.51</b>         |
| Previous Year     | 377.17                | 7.77                          | -                         | 384.94                | 30.13                 | 104.03                |

There is no impairment loss identified for the assets during the year.

*D. Dhanapal*

**D. DHANAPAL**  
 Chief Financial Officer  
**NLC TAMILNADU POWER LIMITED**  
 Harbour Estate, Tuticorin 628 004.

*H. Manjunam*

**KANANDARAMANUJAM**  
 Chief Executive Officer  
**NLC TamilNadu Power Limited**  
 Harbour Estate, Tuticorin-628 004



**NLC TAMIL NADU POWER LIMITED**  
**Notes to Balance Sheet**

**4. Capital Work in Progress:**

(₹ in Lakh)

| Particulars              | As at<br>30th June 2023<br>(Unaudited) | As at<br>30th June 2022<br>(Unaudited) | As at<br>31st March 2023 |
|--------------------------|--|--|--------------------------|
| Capital Work in Progress | 34,931.31                              | 10,045.23                              | 28,695.67                |
| Total                    | 34,931.31                              | 10,045.23                              | 28,695.67                |

A. Capital Work in Progress includes expenditure of ₹ 32,502.03 Lakh towards the installation of Flue Gas Desulphurisation (FGD) Package.

**5. Financial Assets:**

**a) Trade Receivables:**

(₹ in Lakh)

| Particulars                | As at<br>30th June 2023<br>(Unaudited) | As at<br>30th June 2022<br>(Unaudited) | As at<br>31st March 2023 |
|----------------------------|--|--|--------------------------|
| Unsecured, considered good | 7,954.92                               | -                                      | 8,826.74                 |
| Total                      | 7,954.92                               | -                                      | 8,826.74                 |

A. As per the Ministry of Power notification G.S.R.416(E) dated 03.06.2022, TANGEDCO and GESCOM availed the facility to repay the dues outstanding of ₹ 16,018.79 Lakh and ₹ 1,617.60 Lakh respectively in 48 equal monthly installments. As per requirements of Ind AS 109, company has recalculated the gross carrying amount of trade receivables. Accordingly, the gross carrying amount receivable after 1 year is classified as non-current trade receivable and balance amount as current trade receivable.

**b) Loans:**

(₹ in Lakh)

| Particulars                                | As at<br>30th June 2023<br>(Unaudited) | As at<br>30th June 2022<br>(Unaudited) | As at<br>31st March 2023 |
|--|--|--|--------------------------|
| <b>Loans to Employees</b>                  |  |  |                          |
| Secured Loans <sup>(i)</sup>               | 24.04                                  | 55.15                                  | 35.17                    |
| Unsecured, considered good <sup>(ii)</sup> | 7.84                                   | 7.05                                   | 7.11                     |
| Total                                      | 31.88                                  | 62.20                                  | 42.28                    |

(i) The secured loans to Employees include house building loan and vehicle loan. The loans to employees are secured against the mortgage of the house property and hypothecation of vehicles for which the loan has been given in line with the policy of the Company.

(ii) The unsecured loans to Employees include multipurpose loan.



*D. Dhanapal*

**D. DHANAPAL**  
Chief Financial Officer  
NLC TAMILNADU POWER LIMITED  
Harbour Estate, Tuticorin 628 004.

*K. Anandaramanujam*

**K. ANANDARAMANUJAM**  
Chief Executive Officer  
NLC TamilNadu Power Limited  
Harbour Estate, Tuticorin-628 004

6. Other Non Current Assets:

(₹ in Lakh)

| Particulars                               | As at<br>30th June 2023<br>(Unaudited) | As at<br>30th June 2022<br>(Unaudited) | As at<br>31st March 2023 |
|---|--|--|--------------------------|
| Unsecured Considered Good:                |  |  |                          |
| Advance for Capital Goods <sup>(i)</sup>  | 1,683.08                               | 2,753.53                               | 2,014.41                 |
| Advance for Capital Works <sup>(ii)</sup> | 1,386.05                               | 1,818.96                               | 1,459.54                 |
| <b>Total</b>                              | <b>3,069.13</b>                        | <b>4,572.49</b>                        | <b>3,473.95</b>          |

(i) Advance for Capital Goods include an amount of ₹ 1,681.28 Lakh for the installation of Flue Gas Desulphurisation (FGD) Package.

(ii) Advance for Capital Works include an amount of ₹ 1,379.81 Lakh for the installation of Flue Gas Desulphurisation (FGD) Package.

Current Assets:

7. Inventories:

(₹ in Lakh)

| Particulars                           | As at<br>30th June 2023<br>(Unaudited) | As at<br>30th June 2022<br>(Unaudited) | As at<br>31st March 2023 |
|---------------------------------------|--|--|--------------------------|
| Raw Materials:                        |  |  |                          |
| - Coal                                | 13,399.12                              | 13,387.65                              | 13,890.36                |
| - Fuel Oil                            | 892.36                                 | 772.32                                 | 874.02                   |
| - Coal in transit                     | 9,844.79                               | 6,762.18                               | 8,254.24                 |
| Stores & Spares                       | 10,564.77                              | 8,745.10                               | 10,330.22                |
| Less: Provision for Non-moving spares | 1.49                                   | -                                      | 5.99                     |
| <b>Total</b>                          | <b>34,699.55</b>                       | <b>29,667.25</b>                       | <b>33,342.85</b>         |

A. Inventory valuation - Inventories are valued at the lower of cost and net realisable value. Cost for these purposes are as follows:

- (a) Coal and Coal in transit - At weighted average acquisition cost
- (b) Stores and spares including light diesel oil, heavy furnace oil - At weighted average acquisition cost
- (c) Waste product, used belt reconditioned, stores and spares discarded for disposal and canteen stores - Nil value

B. Refer Note No. 16 (a) for information on inventory pledged as security by the Company.

8. Financial Assets:

a) Trade Receivables:

(₹ in Lakh)

| Particulars                      | As at<br>30th June 2023<br>(Unaudited) | As at<br>30th June 2022<br>(Unaudited) | As at<br>31st March 2023 |
|----------------------------------|--|--|--------------------------|
| i) Secured, considered good      | 14,782.01                              | 16,216.00                              | 12,459.52                |
| ii) Unsecured                    |  |  |                          |
| - considered good                | 32,361.70                              | 59,358.38                              | 43,143.08                |
| - credit impaired                | 16.88                                  | -                                      | 16.88                    |
|                                  | 47,160.59                              | 75,574.38                              | 55,619.48                |
| Less: Loss allowances on debtors | 16.88                                  | -                                      | 16.88                    |
| <b>Total</b>                     | <b>47,143.71</b>                       | <b>75,574.38</b>                       | <b>55,602.60</b>         |



**D. DHANAPAL**  
Chief Financial Officer  
NLC TAMILNADU POWER LIMITED  
Harbour Estate, Tuticorin 628 004.

  
**K. ANANDARAMANUJAM**  
Chief Executive Officer  
NLC TamilNadu Power Limited  
Harbour Estate, Tuticorin-628 004



A. Secured Trade Receivables represents value of Letter of Credit (LC) submitted by DISCOM's as per the MoP order dated 28/06/2019 w.e.f. 01/08/2019 in line with Payment Security Mechanism under Power Purchase Agreements.

B. As per the Ministry of Power notification G.S.R.416(E) dated 03.06.2022, TANGEDCO and GESCOM availed the facility to repay the dues outstanding of ₹ 16,018.79 Lakh and ₹ 1,617.60 Lakh respectively in 48 equal monthly installments. As per requirements of Ind AS 109, company has recalculated the gross carrying amount of trade receivables. Accordingly, the gross carrying amount receivable after 1 year is classified as non-current trade receivable and balance amount as current trade receivable.

C. Based on arrangements among Company, bankers and DISCOM's certain bills which are due from DISCOM's have been discounted. Accordingly, trade receivables have been disclosed net of bills discounted amounting to ₹ 1,30,955.01 Lakh and ₹ 38,156.90 Lakh as on 31.03.2023 and 30.06.2023 respectively. Bills discounted with banks against trade receivables are in the nature of contingent liabilities. In case of any claim on the Company from the banks in this regard, entire amount shall be recoverable from the beneficiaries along with surcharge.

D. Unsecured Trade Receivables as at 30.06.2023 includes an amount of ₹ 171.43 Lakh towards TCS deposited to the Government by the company which is receivable from beneficiaries for sale of power.

**b) Cash and Cash Equivalents:**

(₹ in Lakh)


| Particulars   | As at<br>30th June 2023<br>(Unaudited) | As at<br>30th June 2022<br>(Unaudited) | As at<br>31st March 2023 |
|---|--|--|--------------------------|
| <b>(A) With Scheduled Banks in Current Accounts</b> |  |  |                          |
| Bank of India, Tuticorin - CA                       | 1.00                                   | 1.00                                   | 1.00                     |
| Bank of India, Tuticorin - E-Freight                | 186.17                                 | 191.62                                 | 334.92                   |
| State Bank of India, Tuticorin - CA                 | 114.57                                 | 30.49                                  | 197.77                   |
| State Bank of India, Chennai - CA - FGD             | 18.91                                  | 4.22                                   | 60.92                    |
| State Bank of India, Tuticorin - E-Freight          | 10.25                                  | 10.24                                  | 10.25                    |
| Bank of India, Tuticorin - MCL - E-Freight          | 0.83                                   | 0.83                                   | 0.83                     |
| Bank of India, Tuticorin - IEX Trading Settlement   | 1.00                                   | 1.00                                   | 1.00                     |
|   | <b>332.73</b>                          | <b>239.40</b>                          | <b>606.69</b>            |
| <b>(B) Others</b>                                   |  |  |                          |
| Stamps on hand                                      | 0.01                                   | 0.01                                   | 0.02                     |
| <b>Total</b>  | <b>332.74</b>                          | <b>239.41</b>                          | <b>606.71</b>            |



**D. DHANAPAL**  
Chief Financial Officer  
NLC TAMILNADU POWER LIMITED  
Harbour Estate, Tuticorin 628 004.



**K. ANANDARAMANUJAM**  
Chief Executive Officer  
NLC TamilNadu Power Limited  
Harbour Estate, Tuticorin-628 004



## c) Bank balances other than cash and cash equivalents:

(₹ in Lakh)

| Particulars  | As at<br>30th June 2023<br>(Unaudited) | As at<br>30th June 2022<br>(Unaudited) | As at<br>31st March 2023 |
|--|--|--|--------------------------|
| State Bank of India, Tuticorin - Land for ash dyke <sup>(i)</sup>                      | 43.93                                  | 43.93                                  | 43.92                    |
| Bank of India, Tuticorin - Unspent Corporate Social Responsibility A/c <sup>(ii)</sup> | 1,202.76                               | 821.86                                 | 585.03                   |
| State Bank of India, Tuticorin - Deposits <sup>(iii)</sup>                             | 1.57                                   | -                                      | 1.57                     |
| <b>Total</b>   | <b>1,248.26</b>                        | <b>865.79</b>                          | <b>630.52</b>            |

(i) Deposit towards Land Acquisition as per the order of National Lok Adalat.

(ii) As per Section 135 of Companies Act, 2013, unspent CSR amount has been deposited in Unspent Corporate Social Responsibility Account.

(iii) Deposit towards license fees for coal mining and storage as per the rules of Government of Odisha.

## d) Loans:

(₹ in Lakh)

| Particulars                                | As at<br>30th June 2023<br>(Unaudited) | As at<br>30th June 2022<br>(Unaudited) | As at<br>31st March 2023 |
|--|--|--|--------------------------|
| <b>Loans to Employees</b>                  |  |  |                          |
| Secured Loans <sup>(i)</sup>               | 15.54                                  | 35.14                                  | 27.49                    |
| Unsecured, considered good <sup>(ii)</sup> | 23.56                                  | 18.50                                  | 21.94                    |
| <b>Total</b>                               | <b>39.10</b>                           | <b>53.64</b>                           | <b>49.43</b>             |

(i) The secured loans to Employees include house building loan and vehicle loan. The loans to employees are secured against the mortgage of the house property and hypothecation of vehicles for which the loan has been given in line with the policy of the Company.

(ii) The unsecured loans to Employees include multipurpose loan.


## e) Other Financial Assets:

(₹ in Lakh)

| Particulars      | As at<br>30th June 2023<br>(Unaudited) | As at<br>30th June 2022<br>(Unaudited) | As at<br>31st March 2023 |
|------------------|--|--|--------------------------|
| Interest Accrued | 39.90                                  | -                                      | 36.48                    |
| Unbilled Revenue | 27,260.72                              | 30,305.40                              | 31,773.61                |
| <b>Total</b>     | <b>27,300.62</b>                       | <b>30,305.40</b>                       | <b>31,810.09</b>         |

A. Interest Accrued represents interest due on loans given to employees.

B. Unbilled Revenue represents billing done after the end of reporting year for Sale of Power.

  
**D. DHANAPAL**  
 Chief Financial Officer  
 NLC TAMILNADU POWER LIMITED  
 Harbour Estate, Tuticorin 628 004.

  
**K. ANANDARAMANUJAM**  
 Chief Executive Officer  
 NLC TamilNadu Power Limited  
 Harbour Estate, Tuticorin-628 004



## 9. Current Tax (Net):

(₹ in Lakh)

| Particulars             | As at<br>30th June 2023<br>(Unaudited) | As at<br>30th June 2022<br>(Unaudited) | As at<br>31st March 2023 |
|-------------------------|--|--|--------------------------|
| Advance Income Tax      | -                                      | 2,951.40                               | 1,890.08                 |
| Less: Provision for Tax | -                                      | 1,727.11                               | -                        |
| Total                   | -                                      | 1,224.29                               | 1,890.08                 |

## 10. Other Current Assets:

(₹ in Lakh)

| Particulars   | As at<br>30th June 2023<br>(Unaudited) | As at<br>30th June 2022<br>(Unaudited) | As at<br>31st March 2023 |
|---|--|--|--------------------------|
| Unsecured considered good:  |  |  |                          |
| Advances recoverable in cash or in kind or for value to be received |  |  |                          |
| - Employees   | 139.49                                 | 133.24                                 | 139.30                   |
| - Others  | 428.72                                 | 444.18                                 | 427.44                   |
| Advance for purchase of Coal  | 6,281.11                               | 3,246.95                               | 8,303.79                 |
| Advance for Rail Freight  | 68.59                                  | 1,186.02                               | 317.82                   |
| Coal Cost Recoverable   | -                                      | 6,765.47                               | -                        |
| Prepaid expenses  | 1,264.86                               | 1,418.29                               | 1,733.99                 |
| Discount on Commercial Paper  | 545.98                                 | 427.53                                 | 642.37                   |
| Others  | 17.88                                  | 47.28                                  | 41.05                    |
| Total   | 8,746.63                               | 13,668.96                              | 11,605.76                |

A. Commercial Paper to the tune of ₹ 1,00,000.00 Lakh is outstanding as on 30.06.2023 drawn at a coupon rate ranging from 7.23% to 7.34% p.a. These are unsecured loans repayable on respective due dates. The discount on commercial paper represents the unamortised portion of finance charges.

B. Others include an amount of ₹ 8.14 Lakh as deposit for the purpose of filing Service tax appeal and ₹ 3.41 Lakh as deposit for the purpose of filing Central Excise duty appeal.


## 11. Regulatory Deferral Account Debit Balances:

(₹ in Lakh)

| Particulars                       | As at<br>30th June 2023<br>(Unaudited) | As at<br>30th June 2022<br>(Unaudited) | As at<br>31st March 2023 |
|-----------------------------------|--|--|--------------------------|
| Capital Spares Consumed           | 4,562.37                               | 3,856.21                               | 4,526.40                 |
| Wage revision                     | -                                      | 3,036.66                               | -                        |
| Gratuity                          | -                                      | 49.61                                  | -                        |
| GST Impact                        | -                                      | 110.39                                 | -                        |
| Unbilled Power Sales / CERC Order | 82,350.66                              | 69,654.92                              | 79,324.65                |
| Security Expenses                 | 3,730.86                               | 2,746.97                               | 3,505.76                 |
| CERC Regulations                  | 17,530.47                              | 11,512.97                              | 14,353.59                |
| Total                             | 1,08,174.36                            | 90,967.73                              | 1,01,710.40              |



**D. DHANAPAL**  
Chief Financial Officer  
NLC TAMILNADU POWER LIMITED  
Harbour Estate, Tuticorin 628 004.



**K. ANANDARAMANUJAM**  
Chief Executive Officer  
NLC TamilNadu Power Limited  
Harbour Estate, Tuticorin-628 004



A. The company has filed trued up petition for the Tariff period 2014-19. Any adjustment arising out of the same shall be considered in the books of accounts on receipt of order from CERC.

B. The company has filed Miscellaneous Petition with CERC (364/MP/2019) on 27.09.2019 for grant of additional O&M due to increase in Operation and Maintenance (O&M) expenses on account of Pay/Wage Revision to Executives w.e.f. 01.01.2017, non-Executives & workmen w.e.f. 01.01.2017 & CISF w.e.f. 01.01.2016 and other hikes like gratuity ceiling increase & GST impact etc. and to allow the recovery of the same from the beneficiaries of the company for the period 01.04.2014 to 31.03.2019 under Power to relax (Regulation 54) and Power to remove difficulties (Regulation 55) of CERC Tariff Regulations 2014-19. With respect to the petition, CERC has issued order on 23.12.2022 disallowing the company's claim. In this regard, company has withdrawn Regulatory Deferral Account Debit Balance to that extent and filed Appeal Petition on 14.03.2023 before APTEL through legal counsel against the CERC Order.

C. As per CERC Regulations, NLCIL has shared non-tariff income on sale of Talabira coal to outsiders. Pending disposal of tariff order of NLCIL, the amounts were recognised under regulatory deferral account.

**Equity and Liabilities:**

**12. Equity Share Capital:**

(₹ in Lakh)

| Particulars  | As at<br>30th June 2023<br>(Unaudited) | As at<br>30th June 2022<br>(Unaudited) | As at<br>31st March 2023 |
|--|--|--|--------------------------|
| <b>Authorised, Issued, Subscribed and Paid-up Share Capital:</b>   |  |  |                          |
| <b>(a) Authorised:</b><br>250,00,00,000 Equity Shares of par value ₹ 10/- each<br>(250,00,00,000 Equity Shares of par value ₹ 10/- each<br>as at 31st March 2023)  | 2,50,000.00                            | 2,50,000.00                            | 2,50,000.00              |
| <b>(b) Issued, subscribed and fully paid-up:</b><br>218,80,42,000 Equity Shares of par value ₹ 10/- each<br>fully paid<br>(218,80,42,000 Equity Shares of par value ₹ 10/- each<br>fully paid as at 31st March 2023) | 2,18,804.20                            | 2,18,804.20                            | 2,18,804.20              |

**A. Rights attached to each class of Shares:**

The Company has only one class of equity shares having a par value of ₹ 10/- per share. The holders of the equity shares are entitled to receive dividends as declared from time to time and are entitled to voting rights proportionate to their shareholding at the meetings of shareholders.



**D. DHANAPAL**  
Chief Financial Officer  
NLC TAMILNADU POWER LIMITED  
Harbour Estate, Tuticorin 628 004.

  
**K. ANANDARAMANUJAM**  
Chief Executive Officer  
NLC TamilNadu Power Limited  
Harbour Estate, Tuticorin-628 004



**B. Reconciliation of No of Shares in the beginning and at the end of the period including shareholders holding more than 5% of the shares of the company:**

| Particulars   | As at<br>30th June 2023<br>(Unaudited) | As at<br>30th June 2022<br>(Unaudited) | As at<br>31st March 2023 |
|---|--|--|--------------------------|
| (a) Number of Shares at the beginning of the period |  |  |                          |
| (i) NLC India Ltd., - 89%                           | 19473,57,380                           | 19473,57,380                           | 19473,57,380             |
| (ii) TANGEDCO - 11%                                 | 2406,84,620                            | 2406,84,620                            | 2406,84,620              |
| Total   | 21880,42,000                           | 21880,42,000                           | 21880,42,000             |
| (b) Number of Shares issued during the period       |  |  |                          |
| (i) NLC India Ltd.,                                 | -                                      | -                                      | -                        |
| (ii) TANGEDCO                                       | -                                      | -                                      | -                        |
| Total   | -                                      | -                                      | -                        |
| (c) Number of Shares bought back during the period  |  |  |                          |
| (i) NLC India Ltd.,                                 | -                                      | -                                      | -                        |
| (ii) TANGEDCO                                       | -                                      | -                                      | -                        |
| Total   | -                                      | -                                      | -                        |
| (d) Number of Shares at the end of the period       |  |  |                          |
| (i) NLC India Ltd., - 89%                           | 19473,57,380                           | 19473,57,380                           | 19473,57,380             |
| (ii) TANGEDCO - 11%                                 | 2406,84,620                            | 2406,84,620                            | 2406,84,620              |
| Total   | 21880,42,000                           | 21880,42,000                           | 21880,42,000             |

**C. Movement in Equity Shares Last Five Years preceding 01.04.2022:**

| Particulars   | Equity Shares |
|---|---------------|
| Number of Shares as on 01.04.2017   | 2188042000    |
| Aggregate number allotted as fully paid up received in cash FY 2017-18, FY 2018-19, FY 2019-20, FY 2020-21 and FY 2021-22.  | -             |
| Aggregate number allotted as fully paid up pursuant to contract without payment being received in cash FY 2017-18, FY 2018-19, FY 2019-20, FY 2020-21 and FY 2021-22. | -             |
| Aggregate number and class of shares allotted as fully paid up by way of bonus of shares in FY 2017-18, FY 2018-19, FY 2019-20, FY 2020-21 and FY 2021-22.            | -             |
| Aggregate number and class of shares bought back FY 2017-18, FY 2018-19, FY 2019-20, FY 2020-21 and FY 2021-22.   | -             |
| Number of Shares as on 31.03.2022   | 2188042000    |

**D. Shares held by Promoters at the end of the period:**

| Promoter Name       | No. of Shares |
|---------------------|---------------|
| (i) NLC India Ltd., | 19473,57,380  |
| (ii) TANGEDCO       | 2406,84,620   |
| Total               | 21880,42,000  |

*D. Dhanapal*

**D. DHANAPAL**  
Chief Financial Officer  
NLC TAMILNADU POWER LIMITED  
Harbour Estate, Tuticorin 628 004.

*K. Anandaramanujam*

**K. ANANDARAMANUJAM**  
Chief Executive Officer  
NLC TamilNadu Power Limited  
Harbour Estate, Tuticorin-628 004



**13. Other Equity:****a) Retained Earnings:**

(₹ in Lakh)

| Particulars                               | As at<br>30th June 2023<br>(Unaudited) | As at<br>30th June 2022<br>(Unaudited) | As at<br>31st March 2023 |
|---|--|--|--------------------------|
| As at the beginning of the period         | 60,635.80                              | 43,711.42                              | 43,711.42                |
| Profit for the period                     | 8,103.91                               | 6,399.94                               | 27,864.65                |
| Appropriations:                           |  |  |                          |
| Interim Dividend                          | -                                      | -                                      | (10,940.21)              |
| Other Comprehensive Income:               |  |  |                          |
| Remeasurement of Actuarial (Losses)/Gains | (24.51)                                | 26.83                                  | (0.06)                   |
| As at the end of the period               | <b>68,715.20</b>                       | <b>50,138.19</b>                       | <b>60,635.80</b>         |

Interim Dividend of ₹ 0.50 per share (PY - ₹ 0.70 per share) has been declared and paid during the FY 2022-23.

Final Dividend of ₹ 0.25 per share has been recommended by the Board of Directors for the FY 2022-23, subject to the approval of the shareholders.

**Non Current Liabilities:****14. Financial Liabilities:****a) Borrowings:**

(₹ in Lakh)

| Particulars                                      | As at<br>30th June 2023<br>(Unaudited) | As at<br>30th June 2022<br>(Unaudited) | As at<br>31st March 2023 |
|--|--|--|--------------------------|
| <b>Secured:</b>                                  |  |  |                          |
| Term Loans from Banks & Financial Institutions:- |  |  |                          |
| (i) Power Finance Corporation Ltd                |  |  |                          |
| - Rupee Term Loan - I                            | 17,821.11                              | 29,701.84                              | 17,821.11                |
| - Rupee Term Loan - II                           | 48,841.58                              | 81,402.63                              | 65,122.11                |
| (ii) Bank of India - Rupee Term Loan             | 9,360.58                               | 14,196.58                              | 9,360.58                 |
| (iii) State Bank of India - Term Loan            | 15,575.01                              | 3,117.08                               | 13,049.88                |
| Total  | <b>91,598.28</b>                       | <b>1,28,418.13</b>                     | <b>1,05,353.68</b>       |

**a) Nature of Security:-**


(i) Power Finance Corporation Ltd - Rupee term loan I and II are secured through first charge on pari-passu basis by way of mortgage on existing and future immovable assets and hypothecation on existing and future movable assets (save and except book debts) of NTPL including movable machinery, machinery spares, tools and accessories, fuel stock, spares and material at project site of NTPL.

(ii) Bank of India - Rupee Term Loan is secured through pari-passu charge on fixed assets of NTPL.

(iii) State Bank of India - Term Loan is secured through exclusive charge over the FGD assets of NTPL.

(iv) Letter of comfort from NLCIL for the long term loans have been availed by NTPL in favour of :

- Power Finance Corporation Ltd on Rupee Term Loan - I and II.
- Bank of India on Rupee Term Loan.
- State Bank of India on Term Loan.


**D. DHANAPAL**

Chief Financial Officer

**NLC TAMILNADU POWER LIMITED**  
Harbour Estate, Tuticorin 628 004.


**K. ANANDARAMANUJAM**

Chief Executive Officer

**NLC TamilNadu Power Limited**  
Harbour Estate, Tuticorin-628 004



b) Repayment of Loan:-

(i) Power Finance Corporation Ltd - Rupee term loan I - Sanctioned and Availed - ₹ 1,18,492.00 Lakh:- Repayable in Twenty (20) equal half-yearly installments from January 2016 and the rate of interest on the loan as on 30.06.2023 is 9.41% p.a. (on the basis of 3 year AAA Bond rate plus 1.59% fixed spread).

(ii) Power Finance Corporation Ltd - Rupee term loan II - Sanctioned and Availed - ₹ 3,09,330.00 Lakh:- Repayable in Nineteen (19) equal half yearly installments from October 2016 and the rate of interest on the loan as on 30.06.2023 is 9.14% (on the basis of 3 year AAA Bond rate plus 1.21% fixed spread).

(iii) Bank of India - Rupee Term Loan - Sanctioned - ₹ 48,352.00 Lakh:- Repayable in Twenty (20) equal half yearly installments from March 2019 and the rate of interest on the loan as on 30.06.2023 is 8.43% p.a. (on the basis of 1 month MCLR plus 0.28% fixed spread).

(iv) State Bank of India - Term Loan - Sanctioned - ₹ 57,285.00 Lakh:- Repayable in Twenty (20) equal half yearly installments starting from June 2025 and ending on Dec 2034. The rate of interest on the loan as on 30.06.2023 is 8.55% p.a. (on the basis of 1 year MCLR plus 0.05% fixed spread). Out of the sanctioned amount of ₹ 57,285.00 Lakh, an amount of ₹ 41,709.99 lakh is unavailed as on 30.06.2023.

b) Other financial liabilities:

(₹ in Lakh)

| Particulars                          | As at<br>30th June 2023<br>(Unaudited) | As at<br>30th June 2022<br>(Unaudited) | As at<br>31st March 2023 |
|--------------------------------------|--|--|--------------------------|
| Payable on Purchase of Capital Items | 8,734.40                               | 6,168.80                               | 8,016.76                 |
| Payable for Capital Works            | 506.13                                 | 35.02                                  | 35.02                    |
| Amount withheld from contractors     | 4,029.16                               | 4,427.58                               | 4,029.16                 |
| Total                                | 13,269.69                              | 10,631.40                              | 12,080.94                |

15. Deferred Tax Liability (Net):


(₹ in Lakh)

| Particulars  | As at<br>30th June 2023<br>(Unaudited) | As at<br>30th June 2022<br>(Unaudited) | As at<br>31st March 2023 |
|--|--|--|--------------------------|
| Deferred Tax Liability                             |  |  |                          |
| - relating to temporary difference in depreciation | 92,041.41                              | 95,718.38                              | 93,306.52                |
| Less: Deferred Tax Asset                           |  |  |                          |
| - relating to Income Tax Loss & other Allowances   | 13,511.86                              | 33,488.08                              | 19,119.22                |
| - MAT Credit Entitlement                           | 45,942.27                              | 37,932.14                              | 43,772.74                |
| Total  | 32,587.28                              | 24,298.16                              | 30,414.56                |

A. The Company has been recognising MAT credit entitlement available to the Company in future as the same is likely to give future economic benefits in the form of availability of set off against future income tax liability.



**D. DHANAPAL**  
Chief Financial Officer  
NLC TAMILNADU POWER LIMITED  
Harbour Estate, Tuticorin 628 004.

  
**K. ANANDARAMANUJAM**  
Chief Executive Officer  
NLC TamilNadu Power Limited  
Harbour Estate, Tuticorin-628 004



**Current Liabilities:****16. Financial Liabilities:****a) Borrowings:**

(₹ in Lakh)

| Particulars                                   | As at<br>30th June 2023<br>(Unaudited) | As at<br>30th June 2022<br>(Unaudited) | As at<br>31st March 2023 |
|---|--|--|--------------------------|
| <b>Secured:</b>                               |  |  |                          |
| <u>Loans repayable on demand from Banks:</u>  |  |  |                          |
| Working capital Loan from Bank of India       | 26,349.30                              | 26,239.25                              | 68,527.32                |
| Working capital Loan from State Bank of India | 24,684.80                              | 39,807.69                              | 9,806.94                 |
| <b>Unsecured:</b>                             |  |  |                          |
| Commercial Paper                              | 1,00,000.00                            | 1,00,000.00                            | 1,00,000.00              |
| <b>Current maturities of Long term debt:</b>  |  |  |                          |
| <b>Secured:</b>                               |  |  |                          |
| Power Finance Corporation Ltd                 |  |  |                          |
| - Rupee Term Loan - I                         | 11,880.74                              | 11,880.74                              | 11,880.74                |
| - Rupee Term Loan - II                        | 32,561.05                              | 32,561.05                              | 32,561.05                |
| Bank of India - Rupee Term Loan               | 4,836.00                               | 4,836.00                               | 4,836.00                 |
| <b>Total</b>                                  | <b>2,00,311.89</b>                     | <b>2,15,324.73</b>                     | <b>2,27,612.05</b>       |

(i) Bank of India Working Capital loan with Fund based Limit of ₹ 130,000.00 Lakh and Non-Fund based Limit of ₹ 20,000.00 Lakh is subject to the availability of drawing power.

Secured by pari passu charge on book debts, operating cash flows, receivables, all other current assets, commissions, revenues of whatsoever nature and wherever arising present & future relating to the project.

Bank of India sanctioned Line of Credit (WC Loan) as a sublimit to WCFB limit with tenor ranging from 1/3/6/9/12 months. Rate of interest is linked to Repo Rate.

The rate of interest as on 30.06.2023 is 6.85% p.a. (on the basis of Repo Rate + Mark Up 2.85% - BSD 2.50%) on Working capital demand loan and 8.35% p.a. (on the basis of 1 month MCLR plus 0.20% fixed spread) on Cash Credit.

Letter of comfort from NLCIL in favour of Bank of India on the Working capital loan availed by NTPL with Fund based Limit of ₹ 130,000.00 Lakh and Non-Fund based Limit of ₹ 20,000.00 Lakh.

(ii) State Bank of India Working Capital loan with Fund based Limit of ₹ 50,000.00 Lakh and Non-Fund based Limit of ₹ 1,000.00 Lakh (sub-limit of Fund based Limit of ₹ 50,000.00 Lakh) is subject to the availability of drawing power.

Secured by pari passu first charge over the entire current assets of the company i.e., hypothecation of raw materials, stock in process, finished goods, consumable stores, spares and charge on the receivables.

The outstanding Working Capital loan as on 30.06.2023 is in the form of T-bill linked WCL. This outstanding loan carries interest rate of 7.17% p.a.

(iii) Commercial Paper to the tune of ₹ 1,00,000.00 Lakh is outstanding as on 30.06.2023 drawn at a coupon rate ranging from 7.23% to 7.34% p.a. These are unsecured loans repayable on respective due dates.


**D. DHANAPAL**

Chief Financial Officer

NLC TAMILNADU POWER LIMITED  
Harbour Estate, Tuticorin 628 004.

**KANANDARAMANUJAM**

Chief Executive Officer

NLC TamilNadu Power Limited  
Harbour Estate, Tuticorin-628 004

## b) Trade Payables:

(₹ in Lakh)

| Particulars                                    | As at<br>30th June 2023<br>(Unaudited) | As at<br>30th June 2022<br>(Unaudited) | As at<br>31st March 2023 |
|--|--|--|--------------------------|
| Trade Payables:                                |  |  |                          |
| Towards Micro and Small Enterprises            | 89.64                                  | 43.18                                  | 196.62                   |
| Towards other than Micro and Small Enterprises | 42,942.85                              | 44,874.49                              | 30,364.11                |
| <b>Total</b>                                   | <b>43,032.49</b>                       | <b>44,917.67</b>                       | <b>30,560.73</b>         |

## c) Other Financial Liabilities:

(₹ in Lakh)

| Particulars                                   | As at<br>30th June 2023<br>(Unaudited) | As at<br>30th June 2022<br>(Unaudited) | As at<br>31st March 2023 |
|---|--|--|--------------------------|
| Payable on Purchase of Capital Items          | 0.12                                   | 0.12                                   | 0.12                     |
| <b>Interest Accrued but not due on Loans:</b> |  |  |                          |
| Power Finance Corporation Ltd                 |  |  |                          |
| - Rupee Term Loan - I                         | 7.66                                   | 10.09                                  | 7.21                     |
| - Rupee Term Loan - II                        | 20.38                                  | 23.70                                  | 23.68                    |
| Bank of India - Rupee Term Loan               | 19.67                                  | 22.93                                  | 22.41                    |
| State Bank of India - Term Loan               | 102.27                                 | 15.70                                  | 71.79                    |
| Bank of India - Working Capital Loan          | 6.53                                   | 43.44                                  | 13.78                    |
| State Bank of India - Working Capital Loan    | 147.33                                 | 127.10                                 | 58.52                    |
| <b>Total</b>                                  | <b>303.96</b>                          | <b>243.08</b>                          | <b>197.51</b>            |

## 17. Current Tax (Net):

(₹ in Lakh)

| Particulars              | As at<br>30th June 2023<br>(Unaudited) | As at<br>30th June 2022<br>(Unaudited) | As at<br>31st March 2023 |
|--------------------------|--|--|--------------------------|
| Provision for Tax        | 2,169.52                               | -                                      | -                        |
| Less: Advance Income Tax | 2,048.44                               | -                                      | -                        |
| <b>Total</b>             | <b>121.08</b>                          | <b>-</b>                               | <b>-</b>                 |


## 18. Other Current Liabilities:

(₹ in Lakh)

| Particulars                 | As at<br>30th June 2023<br>(Unaudited) | As at<br>30th June 2022<br>(Unaudited) | As at<br>31st March 2023 |
|-----------------------------|--|--|--------------------------|
| Advance for sale of fly ash | 797.09                                 | 487.35                                 | 1,206.70                 |
| Dues to NLCIL               | 4,753.35                               | 5,718.52                               | 4,361.65                 |
| Other liabilities           |  |  |                          |
| Employees                   | 753.86                                 | 1,271.69                               | 552.27                   |
| Statutory                   | 394.75                                 | 403.63                                 | 606.31                   |
| Others                      | 102.63                                 | 102.70                                 | 103.40                   |
| <b>Total</b>                | <b>6,801.68</b>                        | <b>7,983.89</b>                        | <b>6,830.33</b>          |



**D. DHANAPAL**  
Chief Financial Officer  
NLC TAMILNADU POWER LIMITED  
Harbour Estate, Tuticorin 628 004.

  
**KANANDARAMANUJAM**  
Chief Executive Officer  
NLC TamilNadu Power Limited  
Harbour Estate, Tuticorin-628 004



## 19. Provisions:

(₹ in Lakh)

| Particulars  | As at<br>30th June 2023<br>(Unaudited) | As at<br>30th June 2022<br>(Unaudited) | As at<br>31st March 2023 |
|--|--|--|--------------------------|
| Provision for Retirement Travelling Allowance                  | 428.43                                 | 440.46                                 | 428.43                   |
| Provision for Loss on Assets                                   | 82.71                                  | 100.60                                 | 82.71                    |
| Provision for Indigenous Coal Lifting Incentive                | -                                      | 770.18                                 | -                        |
| Provision for Unspent Corporate Social Responsibility expenses | 1,187.72                               | 758.32                                 | 1,226.53                 |
| Total  | 1,698.86                               | 2,069.56                               | 1,737.67                 |

## 20. Regulatory Deferral Account Credit Balances:

(₹ in Lakh)

| Particulars      | As at<br>30th June 2023<br>(Unaudited) | As at<br>30th June 2022<br>(Unaudited) | As at<br>31st March 2023 |
|------------------|--|--|--------------------------|
| CERC Regulations | 17,530.47                              | 11,512.97                              | 14,353.59                |
| Total            | 17,530.47                              | 11,512.97                              | 14,353.59                |

A. Refer Note No. 28 (iv) for information.



**D. DHANAPAL**  
Chief Financial Officer  
NLC TAMILNADU POWER LIMITED  
Harbour Estate, Tuticorin 628 004.

  
**K. ANANDARAMANUJAM**  
Chief Executive Officer  
NLC TamilNadu Power Limited  
Harbour Estate, Tuticorin-628 004



**NLC TAMIL NADU POWER LIMITED**  
**Notes to Statement of Profit and Loss**

**21. Revenue from Operations:**

(₹ in Lakh)

| Particulars                                  | For the quarter<br>ended 30th<br>June 2023<br>(Unaudited) | For the quarter<br>ended 31st<br>March 2023 | For the quarter<br>ended 30th<br>June 2022<br>(Unaudited) | For the year<br>ended 31st<br>March 2023 |
|--|---|---|---|--|
| Power Sales                                  | 75,993.08   | 88,538.26                                   | 80,206.02   | 3,44,447.16                              |
| Other Operating Revenue<br>- Sale of Fly Ash | 1,908.63  | 2,015.57                                    | 1,208.49  | 6,606.10                                 |
|  | <b>77,901.71</b>  | <b>90,553.83</b>                            | <b>81,414.51</b>  | <b>3,51,053.26</b>                       |
| Less: Rebate                                 | 187.31  | 209.48                                      | 163.37  | 774.80                                   |
| <b>Total</b>                                 | <b>77,714.40</b>  | <b>90,344.35</b>                            | <b>81,251.14</b>  | <b>3,50,278.46</b>                       |

A. NTPL achieved station COD in FY 2015-16. Pending final order for truedup petition filed with CERC as per CERC (Terms and Conditions of Tariff) Regulations, 2014 and fixation of tariff petition filed with CERC as per CERC (Terms and Conditions of Tariff) Regulations, 2019, Capacity Charges under Sale of Power till 30.06.2023 are billed to beneficiaries in accordance with the tariff order dated 11.07.2017.

Energy Charges under Sale of Power are billed in accordance with the tariff order dated 11.07.2017 under the Regulations, 2014 from the date of Commercial Operation Declaration (COD) to 31.03.2019 and for the period from 01.04.2019 to 30.06.2023 as per the operational norms specified in Regulations, 2019.

B. Power Sales includes Sale of Power through Trading of ₹ 3,286.71 Lakh and ₹ 823.02 Lakh for the FY 2022-23 and Quarter-1 of FY 2023-24 respectively.

**22. Other Income:**

(₹ in Lakh)

| Particulars                                  | For the quarter<br>ended 30th<br>June 2023<br>(Unaudited) | For the quarter<br>ended 31st<br>March 2023 | For the quarter<br>ended 30th<br>June 2022<br>(Unaudited) | For the year<br>ended 31st<br>March 2023 |
|--|---|---|---|--|
| Coal Handling Charges                        | -   | 45.20                                       | 34.78   | 307.50                                   |
| Interest from                                |   |   |   |  |
| - Employees                                  | 0.96  | 6.59  | 2.51  | 47.06                                    |
| - Related Parties                            | -   | -   | 0.57  | 0.57                                     |
| - Others                                     | 81.14   | -   | -   | -  |
| Unwinding Interest <sup>(i)</sup>            | 230.45  | 246.45                                      | -   | 786.16                                   |
| Surcharge                                    | 1,395.53  | 915.57                                      | 1,733.75  | 5,079.42                                 |
| Rent recovered from Employees                | 3.20  | 3.22  | 3.23  | 12.63                                    |
| Rent on buildings and community halls        | 0.06  | 0.28  | 0.25  | 1.69                                     |
| Rent on Plant and Machinery                  | -   | -   | 199.16  | 294.31                                   |
| Liquidated Damages Recovered                 | 378.64  | (3,087.80)                                  | 61.60   | 350.05                                   |
| Foreign Exchange Fluctuation <sup>(ii)</sup> | 96.34   | -   | -   | -  |
| Sale of Scrap                                | 79.68   | -   | -   | 69.53                                    |
| Miscellaneous Income                         | 69.99   | 151.06                                      | 65.73   | 563.35                                   |
| <b>Total</b>                                 | <b>2,335.99</b>   | <b>(1,719.43)</b>                           | <b>2,101.58</b>   | <b>7,512.27</b>                          |




**D. DHANAPAL**  
Chief Financial Officer

**NLC TAMILNADU POWER LIMITED**  
Harbour Estate, Tuticorin 628 004.



**K. ANANDARAMANUJAM**  
Chief Executive Officer

**NLC TamilNadu Power Limited**  
Harbour Estate, Tuticorin-628 004



(i) Interest from others includes unwinding the interest income arising on the recalculation of gross carrying amount of trade receivables as per the requirements of Ind AS 109.

(ii) Foreign Exchange fluctuation represents the difference in exchange rate on the foreign currency amount payable to vendor against the Imported Coal Supply and the same is reversed on the actual settlement of liability as per Ind AS 21.

**Expenses:**

**23. Cost of Materials Consumed:**

(₹ in Lakh)

| Particulars      | For the quarter ended 30th June 2023 (Unaudited) | For the quarter ended 31st March 2023 | For the quarter ended 30th June 2022 (Unaudited) | For the year ended 31st March 2023 |
|------------------|--|---------------------------------------|--|------------------------------------|
| Coal Consumption | 50,889.85  | 59,540.07                             | 58,216.80  | 2,38,177.60                        |
| Oil Consumption  | 249.37   | 264.10                                | 188.75   | 977.10                             |
| <b>Total</b>     | <b>51,139.22</b>                                 | <b>59,804.17</b>                      | <b>58,405.55</b>                                 | <b>2,39,154.70</b>                 |

(₹ in Lakh)

| Particulars                         | For the quarter ended 30th June 2023 (Unaudited) | For the quarter ended 31st March 2023 | For the quarter ended 30th June 2022 (Unaudited) | For the year ended 31st March 2023 |
|-------------------------------------|--|---------------------------------------|--|------------------------------------|
| Opening Stock of Raw Material       |  |                                       |  |                                    |
| Coal                                | 13,890.37  | 19,691.54                             | 1,419.35   | 1,419.35                           |
| Oil                                 | 874.02   | 833.25                                | 738.62   | 738.62                             |
|                                     | <b>14,764.39</b>                                 | <b>20,524.79</b>                      | <b>2,157.97</b>                                  | <b>2,157.97</b>                    |
| Add: Purchase of Raw Material       |  |                                       |  |                                    |
| Coal                                | 50,398.60  | 53,738.89                             | 70,185.10  | 2,50,648.61                        |
| Oil                                 | 267.71   | 304.88                                | 222.45   | 1,112.51                           |
|                                     | <b>50,666.31</b>                                 | <b>54,043.77</b>                      | <b>70,407.55</b>                                 | <b>2,51,761.12</b>                 |
| Less: Closing Stock of Raw Material |  |                                       |  |                                    |
| Coal                                | 13,399.12  | 13,890.37                             | 13,387.65  | 13,890.37                          |
| Oil                                 | 892.36   | 874.02                                | 772.32   | 874.02                             |
|                                     | <b>14,291.48</b>                                 | <b>14,764.39</b>                      | <b>14,159.97</b>                                 | <b>14,764.39</b>                   |
| Cost of Raw Material consumed       |  |                                       |  |                                    |
| Coal                                | 50,889.85  | 59,540.07                             | 58,216.80  | 2,38,177.60                        |
| Oil                                 | 249.37   | 264.11                                | 188.75   | 977.10                             |
|                                     | <b>51,139.22</b>                                 | <b>59,804.18</b>                      | <b>58,405.55</b>                                 | <b>2,39,154.70</b>                 |

*D. Dhanapal*

**D. DHANAPAL**  
Chief Financial Officer  
NLC TAMILNADU POWER LIMITED  
Harbour Estate, Tuticorin 628 004.

*K. Kanandaramanujam*

**KANANDARAMANUJAM**  
Chief Executive Officer  
NLC TamilNadu Power Limited  
Harbour Estate, Tuticorin-628 004



**24. Employee Benefits Expense:**

(₹ in Lakh)

| Particulars                                     | For the quarter ended 30th June 2023 (Unaudited) | For the quarter ended 31st March 2023 | For the quarter ended 30th June 2022 (Unaudited) | For the year ended 31st March 2023 |
|---|--|---------------------------------------|--|------------------------------------|
| Salaries, Wages and Incentives                  | 1,218.03   | 1,120.83                              | 1,246.39   | 4,468.88                           |
| Contribution to Provident and Other Funds       | 205.50   | 220.71                                | 211.57   | 845.70                             |
| Gratuity  | 9.44   | 11.61                                 | 9.90   | 39.45                              |
| Welfare Expenses                                | 28.24  | 43.72                                 | 40.42  | 179.64                             |
|   | <b>1,461.21</b>                                  | <b>1,396.87</b>                       | <b>1,508.28</b>                                  | <b>5,533.67</b>                    |
| Less: Transferred to Capital Work in Progress * | 69.58  | 69.74                                 | 78.54  | 305.10                             |
| <b>Total</b>                                    | <b>1,391.63</b>                                  | <b>1,327.13</b>                       | <b>1,429.74</b>                                  | <b>5,228.57</b>                    |

\* Employee cost relating to installation of Flue Gas Desulphurisation (FGD) Package has been transferred to Capital Work in Progress.


**25. Finance Costs:**

(₹ in Lakh)

| Particulars   | For the quarter ended 30th June 2023 (Unaudited) | For the quarter ended 31st March 2023 | For the quarter ended 30th June 2022 (Unaudited) | For the year ended 31st March 2023 |
|---|--|---------------------------------------|--|------------------------------------|
| Interest Expenses   |  |                                       |  |                                    |
| - Term Loan from Financial  | 2,558.00   | 2,807.76                              | 2,914.34   | 11,967.19                          |
| - Term Loan from Banks  | 588.67   | 495.24                                | 391.50   | 1,774.69                           |
| - Working Capital Loan from Bank                                      | 1,238.96   | 1,348.15                              | 667.36   | 4,409.50                           |
| Other Expenses  |  |                                       |  |                                    |
| - Discount on Commercial Paper  | 1,852.04   | 1,725.61                              | 1,199.61   | 6,196.25                           |
| - Fair value changes on renegotiated Trade Receivables <sup>(i)</sup> | -  | -                                     | -  | 2,419.75                           |
|   | <b>6,237.67</b>                                  | <b>6,376.76</b>                       | <b>5,172.81</b>                                  | <b>26,767.38</b>                   |
| Less: Transferred to Capital Work in Progress <sup>(ii)</sup>         | 536.97   | 373.21                                | 170.59   | 1,072.62                           |
| <b>Total</b>  | <b>5,700.70</b>                                  | <b>6,003.55</b>                       | <b>5,002.22</b>                                  | <b>25,694.76</b>                   |

(i) As per requirements of Ind AS 109, company recalculated the gross carrying amount of trade receivables. The difference in gross carrying amount and recalculated amount of the trade receivables is disclosed under finance cost as Fair value changes on renegotiated Trade Receivables.

(ii) Borrowing cost relating to installation of Flue Gas Desulphurisation (FGD) Package has been transferred to Capital Work in Progress.


**D. DHANAPAL**

Chief Financial Officer

**NLC TAMILNADU POWER LIMITED**  
Harbour Estate, Tuticorin 628 004


**K. ANANDARAMANUJAM**

Chief Executive Officer

**NLC TamilNadu Power Limited**  
Harbour Estate, Tuticorin-628 004



26. Depreciation and Amortization Expenses:

(₹ in Lakh)

| Particulars                   | For the quarter ended 30th June 2023 (Unaudited) | For the quarter ended 31st March 2023 | For the quarter ended 30th June 2022 (Unaudited) | For the year ended 31st March 2023 |
|-------------------------------|--|---------------------------------------|--|------------------------------------|
| Property, Plant and Equipment | 9,395.75   | 9,754.45                              | 9,355.52   | 37,942.43                          |
| Right-of-Use Assets           | 41.68  | 41.33                                 | 41.79  | 167.63                             |
| <b>Total</b>                  | <b>9,437.43</b>                                  | <b>9,795.78</b>                       | <b>9,397.31</b>                                  | <b>38,110.06</b>                   |

27. Other Expenses:

(₹ in Lakh)

| Particulars   | For the quarter ended 30th June 2023 (Unaudited) | For the quarter ended 31st March 2023 | For the quarter ended 30th June 2022 (Unaudited) | For the year ended 31st March 2023 |
|---|--|---------------------------------------|--|------------------------------------|
| Consumption of Stores and Spares  | 765.95   | 1,307.75                              | 232.24   | 2,278.33                           |
| Transit and Handling loss   | 152.47   | 133.67                                | 241.27   | 591.72                             |
| License fee, Rates and taxes  | 13.44  | 8.44                                  | 1.39   | 70.41                              |
| <b>Repairs and Maintenance</b>  |  |                                       |  |                                    |
| -Plant and Machinery  | 516.73   | 1,109.34                              | 678.85   | 6,247.05                           |
| -Others   | 170.77   | 366.55                                | 155.69   | 1,201.35                           |
| Insurance <sup>(i)</sup>  | 455.70   | 467.97                                | 492.50   | 1,945.72                           |
| Electricity Charges   | 16.61  | 29.55                                 | 6.72   | 84.76                              |
| <b>Payments to Auditors</b>   |  |                                       |  |                                    |
| Statutory Audit Fees  | -  | 4.72                                  | -  | 4.72                               |
| Tax Audit Fees  | -  | 1.48                                  | -  | 1.48                               |
| Other Certification Fees  | 0.07   | 0.06                                  | -  | 0.18                               |
| Reimbursement of out of pocket expenses   | 0.85   | -                                     | -  | -                                  |
| Commercial Paper Issue Expenses   | 19.44  | 3.96                                  | 13.50  | 39.72                              |
| Professional Charges  | 3.28   | 25.33                                 | 4.51   | 39.08                              |
| Travelling expenses   | 74.48  | 61.67                                 | 53.29  | 213.54                             |
| Legal Expenses  | 12.50  | 9.46                                  | 29.51  | 88.13                              |
| Training expenses   | 2.55   | 4.24                                  | 1.63   | 11.69                              |
| Selling expenses <sup>(ii)</sup>  | 92.08  | 138.05                                | -  | 286.57                             |
| Service charge on e-auction   | 59.23  | 83.91                                 | 13.48  | 224.41                             |
| Security & Central Industrial Security Force expenses                           | 225.10   | 251.04                                | 170.77   | 929.56                             |
| Bank Charges  | 0.26   | 0.42                                  | 0.29   | 1.70                               |
| Corporate Social Responsibility expenses <sup>(iii)</sup>                       | 1.26   | 75.74                                 | -  | 82.54                              |
| Provision for Unspent Corporate Social Responsibility expenses <sup>(iii)</sup> | -  | 661.87                                | -  | 661.87                             |

*D. Dhanapal*

**D. DHANAPAL**

Chief Financial Officer

**NLC TAMILNADU POWER LIMITED**  
Harbour Estate, Tuticorin 628 004.

*K. Anandaramanujam*  
**K. ANANDARAMANUJAM**  
Chief Executive Officer  
NLC TamilNadu Power Limited  
Harbour Estate, Tuticorin-628 004



(₹ in Lakh)

| Particulars  | For the quarter ended 30th June 2023 (Unaudited) | For the quarter ended 31st March 2023 | For the quarter ended 30th June 2022 (Unaudited) | For the year ended 31st March 2023 |
|--|--|---------------------------------------|--|------------------------------------|
| Canteen expenses   | 30.83  | 84.28                                 | 24.66  | 174.26                             |
| Miscellaneous expenses                                       | 42.27  | 70.77                                 | 42.69  | 164.95                             |
| Provision for Fixed Assets <sup>(iv)</sup>                   | -  | (17.89)                               | -  | (17.89)                            |
| Provision for Non-moving spares <sup>(v)</sup>               | (4.50)   | 5.99                                  | -  | 5.99                               |
| Loss allowances for debtors                                  | -  | 16.88                                 | -  | 16.88                              |
| Corporate Services by NLCIL <sup>(vi)</sup>                  | 435.34   | 435.34                                | 433.70   | 1,741.35                           |
| Operation and maintenance services by NLCIL <sup>(vii)</sup> | 135.63   | 144.04                                | 142.79   | 585.92                             |
| <b>Total</b>   | <b>3,222.34</b>                                  | <b>5,484.63</b>                       | <b>2,739.48</b>                                  | <b>17,675.99</b>                   |

(i) Insurance premium of ₹ 1,822.79 lakh paid to National Insurance Company Limited covering the policy period from 01.02.2023 to 31.01.2024 under Mega Risk Insurance Policy.

(ii) Power Trading Agreement was entered on 30th of October 2019 between NTPL (Client) and NLCIL (Member) towards sale of URS and regulated Power. Selling expenses include an amount of ₹ 13.03 Lakh (incl. GST) and ₹ 3.68 Lakh (incl. GST) paid to NLCIL as trading margin on account of sale of URS and regulated power through IEX during the FY 2022-23 and Quarter-1 of FY 2023-24 respectively.


(iii) While granting Environmental Clearance for setting up of 2X500 MW Thermal Power Plant in Tuticorin, MoEF&CC vide letter dated 11.01.2013 has stipulated the Company to commit ₹ 1,963.00 Lakh as One-time capital cost for CSR programme and thereafter a recurring CSR expenditure of ₹ 393.00 Lakh per annum earmarked till the life of plant. Considering the amount of CSR expenditure incurred as per the provisions of Companies Act, 2013, which is normally higher than the amount stipulated under the MoEF notification, so no separate expenditure has been met as per the said notification. In this regard, it is proposed to approach MOEF to get the amendment in EC conditions as MOEF has granted amendment to a PSU by deleting EC conditions with reference to one time capital cost and recurring expenditure. Till such time amount involved as per the MoEF notification is disclosed under contingent liability.

(iv) Provision for fixed assets has been accounted based on the initial finding by the physical verification committee on account of damages. Upon the final recommendation of committee, writingoff of fixed assets and consequent adjustments will be accounted in the books of account.

(v) Provision at the rate of 50% of the value of material has been created for all non-moving spares (normal O&M spares which have not moved for more than 5 years from the cut-off date) excluding insurance spares.

(vi) NLCIL's corporate and support functions team renders advisory services to NTPL in relation to the overall operation and maintenance of the company.


(vii) NLCIL deploys personnel on secondment basis to NTPL for the supervision of operation and maintenance of the company.



**D. DHANAPAL**

Chief Financial Officer

**NLC TAMILNADU POWER LIMITED**  
Harbour Estate, Tuticorin 628 004.



**KANANDARAMANUJAM**

Chief Executive Officer

**NLC TamilNadu Power Limited**  
Harbour Estate, Tuticorin-628 004



28. Net Movement in regulatory deferral account balances income/(expenses):

(₹ in Lakh)

| Particulars                                       | For the quarter ended 30th June 2023 (Unaudited) | For the quarter ended 31st March 2023 | For the quarter ended 30th June 2022 (Unaudited) | For the year ended 31st March 2023 |
|---|--|---------------------------------------|--|------------------------------------|
| <b>Income</b>                                     |  |                                       |  |                                    |
| Capital Spares Consumed <sup>(i)</sup>            | 35.97  | 670.19                                | -  | 670.19                             |
| Unbilled Power Sales / CERC Order <sup>(ii)</sup> | 3,026.01   | 3,031.02                              | 3,308.97   | 12,978.69                          |
| Security Expenses <sup>(iii)</sup>                | 225.10   | 251.04                                | 170.77   | 929.56                             |
| CERC Regulations <sup>(iv)</sup>                  | 3,176.88   | 2,341.88                              | 11,512.97  | 14,353.59                          |
| <b>Expense</b>                                    |  |                                       |  |                                    |
| Wage revision <sup>(v)</sup>                      | -  | -                                     | -  | 3,036.66                           |
| Gratuity <sup>(v)</sup>                           | -  | -                                     | -  | 49.61                              |
| GST Impact <sup>(v)</sup>                         | -  | -                                     | -  | 110.39                             |
| CERC Regulations <sup>(iv)</sup>                  | 3,176.88   | 2,341.88                              | 11,512.97  | 14,353.59                          |
| <b>Net Movement</b>                               | <b>3,287.08</b>                                  | <b>3,952.25</b>                       | <b>3,479.74</b>                                  | <b>11,381.78</b>                   |

(i) As per CERC Regulations 2014 and 2019, capital spares consumed are recoverable from DISCOM's.

(ii) The company has incurred an amount of ₹ 77,438.00 lakh towards discharge of undischarged liabilities for meeting out the project expenditure from the date of commissioning upto 31.03.2018. The said expenditure is covered under the original scope of the project work as approved in the project cost and the same has been filed with CERC in the Truedup Petition 2014-19. Hence, Unbilled Power Sales/CERC Order income has been accounted in the books of account, which is as per the CERC's order dated 11-07-2017 stipulating the consideration of the discharged liabilities out of the undischarged liabilities at the time of trued up petition. In the event, the CERC disallows any portion of the claim, then regulatory deferral account balances would be derecognized to that extent as per the policy of the company.

(iii) As per CERC Regulations 2019, security expenses are recoverable from DISCOM's.

(iv) As per CERC Regulations, NLCIL has shared non-tariff income on sale of Talabira coal to outsiders. Pending disposal of tariff order of NLCIL, the amounts were recognised under regulatory deferral account.

(v) The company has filed Miscellaneous Petition with CERC (364/MP/2019) on 27.09.2019 for grant of additional O&M due to increase in Operation and Maintenance (O&M) expenses on account of Pay/Wage Revision to Executives w.e.f. 01.01.2017, non-Executives & workmen w.e.f. 01.01.2017 & CISF w.e.f. 01.01.2016 and other hikes like gratuity ceiling increase & GST impact etc. and to allow the recovery of the same from the beneficiaries of the company for the period 01.04.2014 to 31.03.2019 under Power to relax (Regulation 54) and Power to remove difficulties (Regulation 55) of CERC Tariff Regulations 2014-19. With respect to the petition, CERC has issued order on 23.12.2022 disallowing the company's claim. In this regard, company has adjusted the Net Movement in regulatory deferral account balance to that extent and filed Appeal Petition on 14.03.2023 before APTEL through legal counsel against the CERC Order.

*D. Dhanapal*

**D. DHANAPAL**  
Chief Financial Officer  
NLC TAMILNADU POWER LIMITED  
Harbour Estate, Tuticorin 628 004.

*K. Anandaramanujam*

**K. ANANDARAMANUJAM**  
Chief Executive Officer  
NLC TamilNadu Power Limited  
Harbour Estate, Tuticorin-628 004



29. Other Comprehensive Income:

(₹ in Lakh)

| Particulars  | For the quarter ended 30th June 2023 (Unaudited) | For the quarter ended 31st March 2023 | For the quarter ended 30th June 2022 (Unaudited) | For the year ended 31st March 2023 |
|--|--|---------------------------------------|--|------------------------------------|
| Remeasurement of Actuarial (Losses)/Gains                              | (24.51)  | (22.31)                               | 26.83  | (0.06)                             |
| Less: Tax expenses/(savings) remeasurement of Actuarial (Losses)/Gains |  |                                       |  |                                    |
| - Current Year Tax   | (4.28)   | (3.90)                                | 4.69   | (0.01)                             |
| - MAT Credit   | 4.28   | 3.90                                  | (4.69)   | 0.01                               |
| <b>Total</b>   | <b>(24.51)</b>                                   | <b>(22.31)</b>                        | <b>26.83</b>                                     | <b>(0.06)</b>                      |


30. Earnings per equity share from continuing operations:

| Particulars  | For the quarter ended 30th June 2023 (Unaudited) | For the quarter ended 31st March 2023 | For the quarter ended 30th June 2022 (Unaudited) | For the year ended 31st March 2023 |
|--|--|---------------------------------------|--|------------------------------------|
| <b>Before net regulatory deferral adjustments:</b> |  |                                       |  |                                    |
| Profit after Tax (₹ in Lakh)                       | 4,816.83   | 2,476.64                              | 2,920.20   | 16,482.87                          |
| Weighted Average Number of Shares                  | 21880,42,000                                     | 21880,42,000                          | 21880,42,000                                     | 21880,42,000                       |
| Face Value of Share (₹)                            | 10.00  | 10.00                                 | 10.00  | 10.00                              |
| Earnings per Share - Basic and Diluted (₹)         | 0.22   | 0.11                                  | 0.13   | 0.75                               |
| <b>After net regulatory deferral adjustments:</b>  |  |                                       |  |                                    |
| Profit after Tax (₹ in Lakh)                       | 8,103.91   | 6,428.89                              | 6,399.94   | 27,864.65                          |
| Weighted Average Number of Shares                  | 21880,42,000                                     | 21880,42,000                          | 21880,42,000                                     | 21880,42,000                       |
| Face Value of Share (₹)                            | 10.00  | 10.00                                 | 10.00  | 10.00                              |
| Earnings per Share - Basic and Diluted (₹)         | 0.37   | 0.29                                  | 0.29   | 1.27                               |

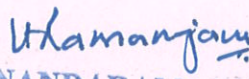
The Company does not have any potentially dilutive shares, thus the basic and the diluted earnings per share are same.

31. Previous year figures regrouped / reclassified wherever found necessary to correspond with current period's classification / disclosure.

32. Amount in the financial statements are presented in ₹ Lakh (upto two decimals) except for per share data and as other-wise stated. Certain amounts, which do not appear due to rounding off, are disclosed separately.



**D. DHANAPAL**  
Chief Financial Officer  
NLC TAMILNADU POWER LIMITED  
Harbour Estate, Tuticorin 628 004.

  
**K. ANANDARAMANUJAM**  
Chief Executive Officer  
NLC TamilNadu Power Limited  
Harbour Estate, Tuticorin-628 004

