

**INDEPENDENT AUDITORS' LIMITED REVIEW REPORT ON THE UNAUDITED
FINANCIAL RESULTS FOR THE QUARTER ENDED DECEMBER 31, 2024**

To the Board of Directors of NLC Tamil Nadu Power Limited:

1. We have reviewed the accompanying statement of unaudited financial results of M/s. NLC Tamil Nadu Power Limited (herein after referred to as "the Company"), for the quarter ended December 31, 2024 (herein after referred to as "the Statement") being submitted by the Company pursuant to the requirement of Regulation 33 of SEBI (Listing Obligation and Disclosure Requirement) Regulations 2015, as amended (the "Listing Regulations"). This Statement is the responsibility of the Company's Management and has been approved by the Company's Board of Directors and has been prepared in accordance with the recognition and measurement principles laid down in Indian Accounting Standard 34, (Ind AS 34) "Interim Financial Reporting" prescribed under section 133 of the companies act, 2013 as amended, read with relevant rules issued there under and other accounting principles generally accepted in India. Our responsibility is to express a conclusion on the Statement based on our review.

2. We conducted our review of the Statement in accordance with the Standard on Review Engagement (SRE) 2410, "Review of Interim Financial Information Performed by the Independent Auditor of the Entity", issued by the Institute of Chartered Accountants of India. A review of interim financial information consists of making inquiries, primarily of persons responsible for financial and accounting matters, and applying analytical and other review procedures. A review is substantially less in scope than an audit conducted in accordance with Standards on Auditing and consequently does not enable us to obtain assurance that we would become aware of all significant matters that might be identified in an audit. We have not performed an audit and accordingly, we do not express an audit opinion.



3. Based on our review conducted as above, nothing has come to our attention that causes us to believe that the accompanying Statement read with notes thereon, prepared in accordance with applicable Indian Accounting Standards (Ind AS) specified under Section 133 of Companies Act 2013 read with relevant rules issued there under and other recognized accounting practices and policies, has not disclosed the information required to be disclosed in terms of Listing Regulations, including the manner in which it is to be disclosed, or that it contains any material misstatement.

**For Govind and Bala Associates,
Chartered Accountants**

FRN: 006168S

A. Sai Sudhakar

Allam Sai Sudhakar

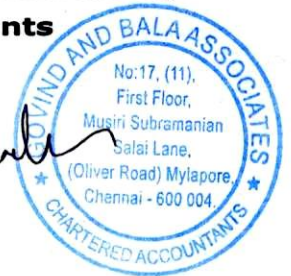
Partner

M. No: 221557

UDIN: 25221557BMOUJO7723

Place: Chennai

Date: 29.01.2025



NLC TAMIL NADU POWER LIMITED (CIN: U40102TN2005GOI058050)

Registered Office: No.135, EVR Periyar High Road, Kilpauk, Chennai - 600010, Tamil Nadu, India.

Tel: 044-28360027, Website: www.ntplpower.com, Email: ceo.ntpl@nlcindia.in

Additional disclosure as per Regulation 52(4) of Securities and Exchange Board of India (Listing Obligations and Disclosure Requirements) Regulations, 2015 for the Quarter and Nine Months Ended December 2024

Sl. No.	Particulars	Quarter Ended			Nine Months Ended		Year Ended
		31.12.2024 (Unaudited)	30.09.2024 (Unaudited)	31.12.2023 (Unaudited)	31.12.2024 (Unaudited)	31.12.2023 (Unaudited)	31.03.2024 (Audited)
1	Debt Equity Ratio (Paid up Debt Capital / Total Equity)	0.65	0.82	0.99	0.65	0.99	1.05
2	Debt Service Coverage Ratio (Earnings before Interest, Depreciation, Exceptional items and Tax / [(Interest + Principal Repayment on long term borrowings)] (Annualised)	2.60	4.54	1.13	2.71	1.21	1.13
3	Interest Service Coverage Ratio (Earnings before Interest, Depreciation, Exceptional items and Tax / Interest)	6.19	16.39	3.92	8.59	4.04	3.79
4	Outstanding Redeemable Preference Shares (Nos.)	-	-	-	-	-	-
5	Capital Redemption Reserve (in ₹)	-	-	-	-	-	-
6	Debenture Redemption Reserve (in ₹)	-	-	-	-	-	-
7	Net Worth (Equity Share Capital + Retained earnings) (₹ in Lakh)	3,81,801.79	3,51,723.08	2,86,962.94	3,81,801.79	2,86,962.94	2,80,297.88
8	Net Profit /(loss) after Tax (excl. Other Comprehensive Income) (₹ in Lakh)	30,069.53	64,316.22	3,412.90	1,01,574.43	13,008.66	12,916.42
9	Earnings per Equity Share (of ₹10 each) from continuing operations (before adjustment of Net Regulatory Deferral Balance):						
	Basic (in ₹)	5.29	4.23	0.01	9.69	0.18	0.04
	Diluted (in ₹)	5.29	4.23	0.01	9.69	0.18	0.04
10	Earning per Equity Share (of ₹10 Each) from continuing operations (after adjustment of Net Regulatory Deferral Balance):						
	Basic (in ₹)	1.37	2.94	0.16	4.64	0.59	0.59
	Diluted (in ₹)	1.37	2.94	0.16	4.64	0.59	0.59
11	Current Ratio (Current Assets / Current Liabilities)	1.09	0.74	0.44	1.09	0.44	0.44
12	Long term debt to working capital ratio (Long term borrowings incl. current maturities of long term borrowings / [Working capital excl. current maturities of long term borrowings]) *	1.19	(3.40)	(1.24)	1.19	(1.24)	(1.15)
13	Bad debts to account receivable ratio (Bad debts / Average trade receivables)	-	-	-	-	-	-
14	Current Liability Ratio (Current Liabilities / Total Liabilities)	0.75	0.76	0.65	0.75	0.65	0.69
15	Total debt to total assets ratio (Paid up Debt Capital / Total Assets)	0.34	0.39	0.42	0.34	0.42	0.43
16	Debtors turnover ratio (Credit Sales / Average trade receivables) - Annualised	3.47	5.23	6.19	5.66	4.72	4.52
17	Inventory turnover ratio (Revenue from operations / Average Inventory) - Annualised	16.24	15.57	7.86	17.93	7.94	7.68
18	Operating Margin (%) ([Net Profit/(Loss) before Interest, Exceptional items and Tax - Other Income] / Revenue from operations)	5.27	21.62	11.52	15.33	13.77	8.27
19	Net profit margin (%) (Net Profit /(loss) after Tax [excl. Other Comprehensive Income] / Revenue from operations)	19.06	46.10	4.65	26.86	6.28	4.72


For NLC Tamil Nadu Power Limited


Rajinder Kumar Singh
Chief Financial Officer


K. Anandaramanjam
Chief Executive Officer



For Govind and Bala Associates
Chartered Accountants
Firm Regn. No. 006168S


Allam Sai Sudhakar
Partner
M. No. 221557
Place: Chennai
Date: 29/01/2025



Place: Chennai
Date: 29/01/2025

NLC TAMIL NADU POWER LIMITED (CIN: U40102TN2005GOI058050)

Registered Office: No.135, EVR Periyar High Road, Kilpauk, Chennai - 600010, Tamil Nadu, India.
Tel: 044-28360027, Website: www.ntplpower.com, Email: ceo.ntpl@nlicindia.in

Extract of the statement of Un-audited Financial Results for the Quarter and Nine Months Ended December 31,2024

Sl. No.	Particulars	Quarter Ended			Nine month Ended		Year Ended
		31.12.2024	30.09.2024	31.12.2023	31.12.2024	31.12.2023	31.03.2024
		(Unaudited)	(Unaudited)	(Unaudited)	(Unaudited)	(Unaudited)	(Audited)
1	Total Income from operations (Net)	1,85,598.93	1,77,177.18	75,065.16	4,45,427.64	2,14,524.48	2,92,343.89
2	Net Profit/(Loss) for the period before Tax (before Exceptional & Rate Regulated Activity)	1,14,392.16	91,444.54	2,006.73	2,11,499.50	10,823.67	8,138.41
3	Net Profit/(Loss) for the period before Tax (after Exceptional & Rate Regulated Activity)	28,755.38	63,109.91	5,177.79	1,00,958.63	19,930.00	20,116.45
4	Net Profit/(loss) for the period after Tax	30,069.53	64,316.22	3,412.90	1,01,574.43	13,008.66	12,916.42
5	Total Comprehensive Income for the period [comprising Profit/(Loss) for the period (after tax) and Other Comprehensive income (after Tax)]	30,078.69	64,307.18	3,411.52	1,01,503.90	12,993.05	12,892.12
6	Paid -up Equity Share Capital (Face Value of ₹10/- each)	2,18,804.20	2,18,804.20	2,18,804.20	2,18,804.20	2,18,804.20	2,18,804.20
7	Reserves (excluding Revaluation Reserve)	1,62,997.59	1,32,918.88	68,158.74	1,62,997.59	68,158.74	61,493.68
8	Securities Premium Account	-	-	-	-	-	-
9	Net Worth	3,81,801.79	3,51,723.08	2,86,962.94	3,81,801.79	2,86,962.94	2,80,297.88
	Secured Loan	1,98,127.85	1,89,046.87	2,04,649.21	1,98,127.85	2,04,649.21	1,95,570.83
	Unsecured loan	50,000.00	1,00,000.00	80,000.00	50,000.00	80,000.00	1,00,000.00
10	Paid up Debt Capital/Outstanding Debt	2,48,127.85	2,89,046.87	2,84,649.21	2,48,127.85	2,84,649.21	2,95,570.83
11	Outstanding Redeemable Preference Shares (Nos.)	-	-	-	-	-	-
12	Debt Equity Ratio	0.65	0.82	0.99	0.65	0.99	1.05
	Earnings before Interest, Depreciation, Exceptional items and Tax (Annualised)	1,82,569.36	3,09,400.64	78,644.92	1,94,726.95	85,551.84	79,398.62
	Interest (Annualised)	21,041.56	18,878.08	20,070.80	22,656.91	21,174.88	20,969.29
	Principal Repayment per year	49,277.79	49,277.79	49,277.79	49,277.79	49,277.79	49,277.79
	Total Debt Payment	70,319.35	68,155.87	69,348.59	71,934.70	70,452.67	70,247.08
13	Debt Service Coverage Ratio (DSCR) (Annualised)	2.60	4.54	1.13	2.71	1.21	1.13
	Profit before Exceptional items and Tax	28,755.38	63,109.91	5,177.79	1,00,958.63	19,930.00	20,116.45
	Interest	7,374.64	4,719.52	5,017.70	16,992.68	15,881.16	20,969.29
	Depreciation	9,512.32	9,520.73	9,465.74	28,093.90	28,352.72	38,312.88
	Earnings before Interest, Depreciation, Exceptional items and Tax	45,642.34	77,350.16	19,661.23	1,46,045.21	64,163.88	79,398.62
14	Interest Service Coverage Ratio (ISCR)	6.19	16.39	3.92	8.59	4.04	3.79
15	Capital Redemption Reserve	-	-	-	-	-	-
16	Debenture Redemption Reserve	-	-	-	-	-	-
17	Earnings per Equity Share (of ₹10 each) from continuing operations (before adjustment of Net Regulatory Deferral Balance):						
	Basic (in ₹)	5.29	4.23	0.01	9.69	0.18	0.04
	Diluted (in ₹)	5.29	4.23	0.01	9.69	0.18	0.04
18	Earning per Equity Share (of ₹10 Each) from continuing operations (after adjustment of Net Regulatory Deferral Balance):						
	Basic (in ₹)	1.37	2.94	0.16	4.64	0.59	0.59
	Diluted (in ₹)	1.37	2.94	0.16	4.64	0.59	0.59

Note:
1. The above is an extract of the detailed format of Quarter and Nine Months Ended Un-audited financial results filed with the Stock Exchange in terms of SEBI Circular SEBI/HO/DDHS/DDHS/CIR/P/2019/167 dt. Dec 24, 2019. The full format of the Quarter and Nine Months Ended Un-audited financial results are available on the Stock Exchange website at www.bseindia.com and on company's website i.e. www.ntplpower.com.
2. For the other line items referred in Regulation 52(4) of the SEBI (LODR) Regulations, pertinent disclosures have been made to the BSE Ltd and can be accessed on www.bseindia.com and on company's website i.e. www.ntplpower.com.

For NLC Tamil Nadu Power Limited

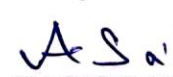

Rajinder Kumar Singh
Chief Financial Officer



K. Anandaramaniam
Chief Executive Officer



For Govind and Bala Associates

Chartered Accountants
Firm Regn. No. 006168S


Allam Sai Sudhakar
Partner
M. No. 221557
Place: Chennai
Date: 29/01/2025



Place: Chennai
Date: 29/01/2025

NLC TAMIL NADU POWER LIMITED (CIN: U40102TN2005GOI058050)

Registered Office: No.135, EVR Periyar High Road, Kilpauk, Chennai - 600010, Tamil Nadu, India. Tel: 044-28360027, Website: www.ntplpower.com, Email: ceo.ntpl@nicindia.in
Balance Sheet as at 31st December 2024

(₹ in Lakh)

	Particulars	Note No.	As at 31st December 2024(Unaudited)	As at 31st December 2023(Unaudited)	As at 31st March 2024
ASSETS					
1)	Non-current assets				
	(a) Property, Plant and Equipment	1	3,66,723.18	4,01,242.30	3,92,660.72
	(b) Right-of-Use Assets	2	2,108.79	2,276.77	2,235.09
	(c) Intangible Assets	3	103.78	181.99	162.44
	(d) Capital work-in-progress	4	66,111.76	40,603.35	53,290.11
	(e) Financial Assets	5			
	(i) Trade receivables	a	2,370.94	6,162.09	5,240.46
	(ii) Loans	b	18.62	24.79	22.90
	(f) Other Non Current Assets	6	1,215.30	2,748.44	2,175.90
			4,38,652.37	4,53,239.73	4,55,787.62
2)	Current assets				
	(a) Inventories	7	46,415.98	36,301.87	37,952.61
	(b) Financial Assets	8			
	(i) Trade receivables	a	2,07,531.44	42,586.59	47,753.94
	(ii) Cash and cash equivalents	b	836.58	806.67	931.26
	(iii) Bank balances other than cash and cash equivalents	c	1,007.12	1,171.80	892.30
	(iv) Loans	d	27.47	30.27	29.45
	(v) Other Financial Assets	e	761.76	20,620.44	26,281.02
	(c) Current Tax Assets (Net)	9	-	2,639.65	144.52
	(d) Other Current Assets	10	26,638.97	9,551.31	9,578.19
			2,83,219.32	1,13,708.60	1,23,563.29
3)	Regulatory Deferral Account Debit Balances	11	3,818.37	1,17,491.47	1,06,362.83
	Total Assets and Regulatory Deferral Account Debit Balances		7,25,690.06	6,84,439.80	6,85,713.74
EQUITY AND LIABILITIES					
Equity					
	(a) Equity Share capital	12	2,18,804.20	2,18,804.20	2,18,804.20
	(b) Other Equity	13			
	(i) Retained earnings	a	1,62,997.59	68,158.74	61,493.68
			3,81,801.79	2,86,962.94	2,80,297.88
Liabilities					
1)	Non-current liabilities				
	(a) Financial Liabilities	14			
	(i) Borrowings	a	37,390.75	69,952.91	71,546.72
	(ii) Other financial liabilities	b	18,594.50	13,152.50	16,021.02
	(b) Provisions	15	359.02	-	359.02
	(c) Deferred Tax Liabilities (Net)	16	14,310.71	33,857.36	32,514.79
			70,654.98	1,16,962.77	1,20,441.55
2)	Current liabilities				
	(a) Financial Liabilities	17			
	(i) Borrowings	a	2,10,737.10	2,14,696.30	2,24,024.11
	(ii) Trade payables	b			
	- Total outstanding dues of Micro and Small enterprises		138.38	160.30	204.04
	- Total outstanding dues of creditors other than Micro and Small enterprises		34,165.74	31,607.85	44,594.84
	(iii) Other financial liabilities	c	1,110.72	4,443.92	1,532.29
	(b) Other current liabilities	18	10,051.58	6,958.44	5,995.35
	(c) Provisions	19	1,131.21	1,618.94	1,595.70
	(d) Current Tax Liabilities (Net)	20	2,262.23	-	-
			2,59,596.96	2,59,485.75	2,77,946.33
3)	Regulatory Deferral Account Credit Balances	21	13,636.33	21,028.34	7,027.98
	Total Equity & Liabilities and Regulatory Deferral Account Credit Balances		7,25,690.06	6,84,439.80	6,85,713.74

The Accompanying Notes 1 to 34 forms an integral part of the Financial Statements.


For and on behalf of NLC Tamil Nadu Power Limited


RAJINDER KUMAR SINGH
 CHIEF FINANCIAL OFFICER


K. ANANDARAMANUJAM
 CHIEF EXECUTIVE OFFICER



Place: Chennai
 Date: 29/01/2025
 This is the Balance Sheet referred to in our report of even date.
For Govind and Bala Associates
Chartered Accountants
 Firm Regn. No. 006168S


Allam Sai Sudhakar
 Partner
 M. No. 221557
 Place: Chennai
 Date: 29/01/2025


GOVIND AND BALA ASSOCIATES
 No. 17, (11),
 First Floor,
 Musiri Subramanian
 Salai Lane,
 (Oliver Road) Mylapore,
 Chennai - 600 004
 CHARTERED ACCOUNTANTS

(₹ in Lakh)

Particulars	Note No.	For the quarter ended 31st December 2024 (Unaudited)	For the quarter ended 30th September 2024 (Unaudited)	For the quarter ended 31st December 2023 (Unaudited)	For the 9 months ended 31st December 2024 (Unaudited)	For the 9 months ended 31st December 2023 (Unaudited)	For the year ended 31st March 2024
INCOME							
I Revenue from Operations	22	1,57,791.42	1,39,502.85	73,317.93	3,78,192.65	2,07,253.22	2,73,905.07
II Other Income	23	27,807.51	37,674.33	1,747.23	67,234.99	7,271.26	18,438.82
Total Income (I+II)		1,85,598.93	1,77,177.18	75,065.16	4,45,427.64	2,14,524.48	2,92,343.89
EXPENSES							
Cost of materials consumed	24	48,669.01	66,539.50	53,613.29	1,73,331.60	1,44,035.40	1,91,762.34
Employee benefits expense	25	1,604.01	1,653.11	1,641.24	4,719.12	4,626.48	6,124.72
Finance costs	26	7,374.64	4,719.52	5,017.70	16,992.68	15,881.16	20,969.29
Depreciation and amortization expenses	27	9,512.32	9,520.73	9,465.74	28,093.90	28,352.72	38,312.88
Other expenses	28	4,046.79	3,299.78	3,320.46	10,790.84	10,805.05	27,036.25
Total Expenses (IV)		71,206.77	85,732.64	73,058.43	2,33,928.14	2,03,700.81	2,84,205.48
Profit/(loss) before Exceptional, Tax and Rate Regulatory Activity (III-IV)		1,14,392.16	91,444.54	2,006.73	2,11,499.50	10,823.67	8,138.41
VI Net Movement in regulatory deferral account balances income/(expenses)	29	(85,636.78)	(28,334.63)	3,171.06	(1,10,540.87)	9,106.33	11,978.04
Profit/(loss) before Exceptional items and Tax (V+VI)		28,755.38	63,109.91	5,177.79	1,00,958.63	19,930.00	20,116.45
VII Exceptional Items		-	-	-	-	-	-
Profit/(loss) before tax (VII-VIII)		28,755.38	63,109.91	5,177.79	1,00,958.63	19,930.00	20,116.45
Tax expense:							
(1) Current tax							
- Current Period Tax		19,986.61	15,977.19	350.59	36,953.20	1,890.62	2,065.70
- Tax Expenses/(Savings) on Rate Regulated Account		(14,962.46)	(4,950.63)	553.96	(19,313.71)	1,590.65	3,040.27
- Earlier period		-	-	-	-	-	-
(2) Deferred tax							
- Deferred Tax		(1,531.96)	(1,206.31)	1,764.89	(833.59)	6,921.34	7,200.03
- MAT Credit		(4,806.34)	(11,026.56)	(904.55)	(17,421.70)	(3,481.27)	(5,105.97)
Total Tax Expenses		(1,314.15)	(1,206.31)	1,764.89	(615.80)	6,921.34	7,200.03
Profit/(loss) for the period (IX-X)		30,069.53	64,316.22	3,412.90	1,01,574.43	13,008.66	12,916.42
Other Comprehensive Income							
A. Items not reclassified to Profit or Loss: (Net of Tax)							
(i) Net Actuarial gains/(Losses) on defined benefit plans	30	9.16	(9.04)	(1.38)	(70.53)	(15.61)	(24.30)
Total Comprehensive Income for the period (XI+XII)		30,078.69	64,307.18	3,411.52	1,01,503.90	12,993.05	12,892.12
Earnings per equity share from continuing operations (Before net regulatory deferral adjustments):							
(1) Basic (in ₹)	31	5.29	4.23	0.01	9.69	0.18	0.04
(2) Diluted (in ₹)		5.29	4.23	0.01	9.69	0.18	0.04
Earnings per equity share from continuing operations (After net regulatory deferral adjustments):							
(1) Basic (in ₹)	31	1.37	2.94	0.16	4.64	0.59	0.59
(2) Diluted (in ₹)		1.37	2.94	0.16	4.64	0.59	0.59

The Accompanying Notes 1 to 34 forms an integral part of the Financial Statements.

For and on behalf of NLC Tamil Nadu Power Limited

RAJINDER KUMAR SINGH
CHIEF FINANCIAL OFFICER

K. ANANDARAMAN JAM
CHIEF EXECUTIVE OFFICER



Place: Chennai
Date: 29/01/2025

This is the Statement of Profit and Loss referred to in our report of even date.

For Govind and Bala Associates

Chartered Accountants

Firm Regn. No. 006168S

Allam Sai Sudhakar
Partner
M. No. 221557
Place: Chennai
Date: 29/01/2025



NLC TAMIL NADU POWER LIMITED (CIN: U40102TN2005GOI058050)

Registered Office: No.135, EVR Periyar High Road, Kilpauk, Chennai - 600010, Tamil Nadu, India.

Tel: 044-28360027, Website: www.ntplpower.com, Email: ceo.ntpl@nlicindia.in

Statement of Changes in Equity for the period ended 31st December 2024

A. Equity Share Capital:

Name of the Shareholder	As at 31.03.2024		Movement during the period		As at 31.12.2024 (Unaudited)	
	No. of Shares	Equity Share Capital at par value of ₹ 10.00 each (₹ in Lakh)	No. of Shares	Equity Share Capital at par value of ₹ 10.00 each (₹ in Lakh)	No. of Shares	Equity Share Capital at par value of ₹ 10.00 each (₹ in Lakh)
(i) NLC India Ltd., - 89%	1,94,73,57,380	1,94,735.74	-	-	1,94,73,57,380	1,94,735.74
(ii) TNPGL - 11%	24,06,84,620	24,068.46	-	-	24,06,84,620	24,068.46
Total	2,18,80,42,000	2,18,804.20	-	-	2,18,80,42,000	2,18,804.20

Name of the Shareholder	As at 31.03.2023		Movement during the period		As at 31.03.2024	
	No. of Shares	Equity Share Capital at par value of ₹ 10.00 each (₹ in Lakh)	No. of Shares	Equity Share Capital at par value of ₹ 10.00 each (₹ in Lakh)	No. of Shares	Equity Share Capital at par value of ₹ 10.00 each (₹ in Lakh)
(i) NLC India Ltd., - 89%	1,94,73,57,380	1,94,735.74	-	-	1,94,73,57,380	1,94,735.74
(ii) TNPGL - 11%	24,06,84,620	24,068.46	-	-	24,06,84,620	24,068.46
Total	2,18,80,42,000	2,18,804.20	-	-	2,18,80,42,000	2,18,804.20

(a) There is no change in Equity Share Capital due to prior period errors during the FY 2023-24 and first Nine months of FY 2024-25.

(b) There is no restatement in the Equity Share Capital at the beginning of the FY 2023-24 and first Nine months of FY 2024-25.

B. Other Equity:

(₹ in Lakh)

Particulars	Retained Earnings	
	Nine Months ended 31.12.2024 (Unaudited)	FY 2023-24
Balance at the beginning of the reporting period	61,493.68	60,635.80
Total Comprehensive Income for the period		
Profit or Loss	1,01,574.43	12,916.42
Other Comprehensive income	(70.53)	(24.30)
Total Comprehensive Income	1,01,503.90	12,892.12
Dividend paid:		
- Final Dividend	-	(5,470.11)
- Interim Dividend	-	(6,564.13)
Appropriations - Transfer from/(to) Retained Earnings	-	-
Other Changes	-	-
Balance at the end of the reporting period	1,62,997.58	61,493.68

For and on behalf of NLC Tamil Nadu Power Limited

RAJINDER KUMAR SINGH
CHIEF FINANCIAL OFFICER

KANANDARAMANUJAM
CHIEF EXECUTIVE OFFICER



Place: Chennai
Date: 29/01/2025

This is the Statement of changes in equity referred to in our report of even date.

For Govind and Bala Associates

Chartered Accountants


Firm Regn. No. 006168S

Allam Sai Sudhakar
Partner

M. No. 221557

Place: Chennai

Date: 29/01/2025



NLC TAMIL NADU POWER LIMITED (CIN: U40102TN2005GOI058050)

Registered Office: No.135, EVR Periyar High Road, Kilpauk, Chennai - 600010, Tamil Nadu, India. Tel: 044-28360027,

Website: www.ntplpower.com, Email: ceo.ntpl@nclindia.in

Statement of Cash Flows for the period ended 31st December 2024

(₹ in Lakh)

Particulars	For the period ended 31st December 2024(Unaudited)	For the period ended 31st December 2023(Unaudited)	For the year ended 31st March 2024
A. CASH FLOW FROM OPERATING ACTIVITIES			
(i) Net Profit before Tax	1,00,958.63	19,930.00	20,116.45
(ii) Adjustments for :			
Add: Depreciation/Amortisation	28,093.90	28,352.72	38,312.88
Interest expense	16,992.68	15,881.16	20,969.29
Provisions	(464.49)	(118.73)	217.05
Loss on Disposal of assets	-	-	0.01
Less: Interest income	(63,351.60)	(5.11)	(123.19)
Profit on Disposal of assets	(0.02)	-	(61.50)
(iii) Operating Profit before Working Capital Changes	82,229.10	64,040.04	79,430.99
(iv) Working Capital Changes in			
Inventory	(8,463.37)	(2,959.02)	(4,609.76)
Trade Receivables	(1,56,907.98)	15,680.66	11,434.94
Loans	6.26	36.65	39.36
Other Financial Assets	25,514.75	11,189.60	5,526.17
Other Current Assets	85,368.86	(14,267.90)	(2,886.64)
Trade Payables	(10,494.76)	4,939.97	17,267.10
Other Financial Liabilities	106.98	-	(3,688.82)
Other Current Liabilities	10,593.92	6,604.53	(6,852.18)
(v) Cash flow before taxes and extraordinary items	27,953.76	85,264.53	95,661.16
(vi) Direct tax paid	(15,181.39)	(4,228.11)	(3,354.25)
Net Cash from operating activities	12,772.37	81,036.42	92,306.91
B. CASH FLOW FROM INVESTING ACTIVITIES			
(i) Purchase / Transfer / Adjustment of Property, Plant & Equipment	(11,266.74)	(12,016.57)	(22,589.32)
(ii) Sale / Transfer / Adjustment of Property, Plant & Equipment	7.79	146.16	217.35
(iii) Interest Received	63,356.11	5.16	126.09
Net Cash used in investing activities	52,097.16	(11,865.25)	(22,245.88)
C. CASH FLOW FROM FINANCING ACTIVITIES			
(i) Long Term Borrowings (Net)	(34,155.97)	(35,400.77)	(33,806.96)
(ii) Short term Borrowings (Net)	(13,287.01)	(12,915.75)	(3,587.94)
(iii) Interest Paid	(17,521.23)	(15,184.58)	(20,307.34)
(iv) Dividend Paid	-	(5,470.11)	(5,470.11)
(v) Interim Dividend Paid	-	-	(6,564.13)
Net Cash (used)/received in financing activities	(64,964.21)	(68,971.21)	(69,736.48)
Net increase/(decrease) in Cash and Cash equivalents	(94.68)	199.96	324.55
Cash and cash equivalents as at the beginning of the period	931.26	606.71	606.71
Cash and cash equivalents as at the end of the period	836.58	806.67	931.26

Note:- () indicates cash outflow

(₹ in Lakh)

DETAILS OF CASH AND CASH EQUIVALENTS	As at 31st December 2024(Unaudited)	As at 31st December 2023(Unaudited)	As at 31st March 2024
Cash at Bank in Current Accounts	836.57	806.66	931.25
Others	0.01	0.01	0.01
Total	836.58	806.67	931.26

For and on behalf of NLC Tamil Nadu Power Limited

RAJINDER KUMAR SINGH
CHIEF FINANCIAL OFFICER

KANANDARAMAN JAM
CHIEF EXECUTIVE OFFICER



Place: Chennai

Date: 29/01/2025

This is the Statement of Cash Flows referred to in our report of even date.

For Govind and Bala Associates

Chartered Accountants

Firm Regn. No. 006168S

Allam Sai Sudhakar
Partner

M. No. 221557

Place: Chennai

Date: 29/01/2025



NLC TAMIL NADU POWER LIMITED
Notes to Balance Sheet

NON CURRENT ASSETS

1. Property, Plant and Equipment

Description	Gross Block				Accumulated Depreciation			Net Block	
	As at	Additions/	Disposals/	As at 31st	As at	Withdrawn	As at 31st	As at	As at
	01st April 2024	Trans./	Trans./	December	01st April 2024	Is/Trans./	December	December	31st March 2024
	Adj't.	Adj't.	2024(Unaudited)	Adj't.	For the period	2024(Unaudited)	2024(Unaudited)	2024(Unaudited)	
Freehold Land	3,395.62	-	-	3,395.62	-	-	-	3,395.62	3,395.62
Roads	2,980.15	-	-	2,980.15	599.77	74.65	674.42	2,305.73	2,380.38
Buildings	10,488.82	130.85	-	10,619.67	2,716.50	255.99	2,972.49	7,647.18	7,772.32
Electrical Installations	479.12	-	-	479.12	310.99	19.46	330.45	148.67	168.13
Water Supply	580.85	-	-	580.85	231.57	22.57	254.14	326.71	349.28
Plant & Machinery *	6,98,052.42	1,545.51	-	6,99,597.93	3,20,411.20	27,392.89	3,47,804.09	3,51,793.84	3,77,641.22
Furniture & Equipment	1,674.87	301.65	13.76	1,962.76	737.50	140.71	872.22	1,090.54	937.37
Vehicles	105.74	-	-	105.74	89.34	1.51	90.85	14.89	16.40
Assets costing ₹ 5000 and below	23.17	1.16	-	24.33	23.17	1.16	24.33	-	-
Total	7,17,780.76	1,979.17	13.76	7,19,746.17	3,25,120.04	27,908.94	3,53,022.99	3,66,723.18	3,92,660.72
Previous Year	7,14,728.68	3,233.01	180.93	7,17,780.76	2,87,078.07	38,067.04	3,25,120.04	3,92,660.72	

There is no impairment loss identified for the assets during the period.

Based on physical verification of assets conducted during the previous year, net block of assets which are identified as unusable in the initial finding are included in the above schedule. Refer Note No. 14 (a) for the property, plant and equipment pledged as security by the Company.

* Spares meeting the criteria of PPE and having a value more than ₹ 10 lakh has been considered for capitalisation.

2. Right-of-Use Assets

Description	Gross Block				Accumulated Depreciation			Net Block	
	As at	Additions/	Disposals/	As at 31st	As at	Withdrawn	As at 31st	As at	As at
	01st April 2024	Trans./	Trans./	December	01st April 2024	Is/Trans./	December	December	31st March 2024
	Adj't.	Adj't.	2024(Unaudited)	Adj't.	For the period	2024(Unaudited)	2024(Unaudited)	2024(Unaudited)	
Leasehold Land	5,028.93	-	-	5,028.93	2,793.84	126.30	2,920.14	2,108.79	2,235.09
Total	5,028.93	-	-	5,028.93	2,793.84	126.30	2,920.14	2,108.79	2,235.09
Previous Year	5,028.93	-	-	5,028.93	2,626.21	167.63	2,793.84	2,235.09	

NLC Tamil Nadu Power Limited (Lessee) entered into lease agreement with V.O.Chidambaram Port Trust (Lessor) for allocation of land for the purpose of establishing 2x500MW Thermal Power Project (102.465 Hectares of land) and constructing quarters (25 Hectares of land) for the employees of NLC Tamil Nadu Power Limited. The lease agreement period of project land and township land is Thirty (30) years from the date of 14.08.2007. Company pays Rupee One per annum each for Project land and Quarters land to lessor to hold the demised land as per Tenant Act though upfront premium was paid fully in the beginning.

RAJINDER KUMAR SINGH
CHIEF FINANCIAL OFFICER
NLC Tamil Nadu Power Limited
Harbour Estate, Tuticorin - 628 004

Govind And Bala Associates
Chartered Accountants
Firm Regn. No. 0061688

A.S. Sai Sudhakar
Allam Sai Sudhakar
Partner
Memberships: No. 2245

Clauses of the lease agreement of land allocated for the purpose of establishing 2x500MW Thermal Power Project describes:

"That if the lessee, at the expiration of the terms of lease, likes to continue the same business, the lessor may permit to continue the same with fresh agreement. In case the Lessee likes to suspend the operation, sooner to the period of determination thereof, surrender to the Lessor the demised plot of land after removing any constructions made by him thereon unless the Lessor express his willingness to purchase the same in which case the Lessee may sell the same to the Lessor at a valuation to be made by mutual consent or in case of disagreement of arbitration in the manner specified in the lease agreement."
 "The Leased property shall not be transferred by the Lessee to any third party either for mortgaging or by way of sub-lease, rent or any other means without the permission in writing of the Chairman, V.O.Chidambaranar Port Trust except for the purpose of establishing 2x500MW Thermal Power Project and certain infrastructure facilities which are essential to meet the function of power plant and social obligation to the employees."

Clauses of the lease agreement of land allocated for the purpose of constructing quarters for the employees of NLC Tamil Nadu Power Limited describes:


"That if the lessee, at the expiration of the terms of lease, likes to continue to use the land for residential purpose, the lessor may permit to continue the same with fresh agreement. In case the Lessee likes to suspend the operation, sooner to the period of determination thereof, surrender to the Lessor the demised plot of land after removing any constructions made by him thereon unless the Lessor express his willingness to purchase the same in which case the Lessee may sell the same to the Lessor at a valuation to be made by mutual consent or in case of disagreement of arbitration in the manner specified in the lease agreement."
 "The Leased property shall not be transferred by the Lessee to any third party either for mortgaging or by way of sub-lease, rent or any other means without the permission in writing of the Chairman, V.O.Chidambaranar Port Trust except for the purpose of constructing quarters for the employees of NLC Tamil Nadu Power Limited and certain infrastructure facilities which are essential to meet social obligation of the employees."


In accordance with the renewal provision in the lease agreement, company may renew lease agreement for a further sizable period say 30 years approx. beyond the cut off date 13.08.2037. In the event, the company suspends the operation at the end of the lease period, the estimate of dismantling cost of the existing asset at the end of the lease period is not taken into account as of now, considering the saleable value of the underlying asset at the end of lease period would be sufficient enough to cover the dismantling cost.

3. Intangible Assets	Gross Block				Accumulated Depreciation			Net Block	
	As at 01st April 2024	Additions/ Trans./ Adj.	Disposals/ Trans./ Adj.	As at 31st December 2024(Unaudited)	As at 01st April 2024	Withdrawals/ Trans./ Adj.	For the period 2024(Unaudited)	As at 31st December 2024(Unaudited)	As at 31st March 2024
	419.16	-	-	419.16	256.72	-	58.66	103.78	162.44
Computer Software	419.16	-	-	419.16	256.72	-	58.66	103.78	162.44
Total	419.16	-	-	419.16	256.72	-	58.66	103.78	162.44
Previous Year	419.16	-	-	419.16	178.51	-	78.21	256.72	162.44

There is no impairment loss identified for the assets during the period.


RAJINDER KUMAR SINGH
 CHIEF FINANCIAL OFFICER
 NLC Tamil Nadu Power Limited
 Harbour Estate, Tuticorin - 628 004


KANANDA RAMANUJAM
 Chief Executive Officer
 NLC Tamil Nadu Power Limited
 Harbour Estate, Tuticorin-628 004

For Govind And Bala Associates
Chartered Accountants
Firm Regn. No. 006168S

Allam Sal Sudhakar
 Partner
 Membership No. 22111

NLC TAMIL NADU POWER LIMITED

Notes to Balance Sheet

NON CURRENT ASSETS

2. Property, Plant and Equipment

Description	Gross Block			Accumulated Depreciation			Net Block	
	As at 01st April 2023	Additions/ Trans./ Adjft.	Disposals/ Trans./ Adjft.	As at 01st April 2023	Withdrawals/ Trans./ Adjft.	For the period	As at 31st December 2023 (Unaudited)	As at 31st March 2023
	Trans./ Adjft.	Trans./ Adjft.	Trans./ Adjft.	Trans./ Adjft.	Trans./ Adjft.	Trans./ Adjft.	Trans./ Adjft.	Trans./ Adjft.
Freehold Land *	3,539.57	-	143.95	3,395.62	-	-	3,395.62	3,539.57
Roads	2,959.02	21.13	-	2,980.15	-	74.48	2,405.26	2,458.61
Buildings	9,827.09	76.67	-	9,903.76	-	250.50	7,284.84	7,458.67
Electrical Installations	479.12	-	-	479.12	-	19.47	174.60	194.07
Water Supply	582.54	-	-	582.54	-	22.63	358.38	381.01
Plant & Machinery *	6,95,833.05	1,677.30	-	6,97,510.35	-	27,700.98	3,86,819.61	4,12,843.29
Furniture & Equipment	1,387.40	127.69	20.05	1,495.04	17.84	90.35	707.96	751.95
Vehicles	105.74	-	-	105.74	-	6.53	88.83	23.44
Assets costing ₹ 5000 and below	15.15	3.17	-	18.32	-	3.17	-	-
Total	7,14,728.68	1,905.96	164.00	7,16,470.64	17.84	28,168.11	4,01,242.30	4,27,650.61
Previous Year	7,14,364.11	5,638.96	5,274.39	7,14,728.68	1,526.51	37,867.95	2,87,078.07	4,27,650.61

There is no impairment loss identified for the assets during the period.

Provision for fixed assets has been accounted based on the initial finding by the physical verification committee on account of damages. Upon the final recommendation of committee, writedoff of fixed assets and consequent adjustments will be accounted in the books of account.

* Out of 286.21 Acres of Freehold Land, 11.64 Acres was acquired by Tamil Nadu State Highways Authority during the period.

** Spares meeting the criteria of PPE and having a value more than ₹ 5 lakh has been considered for capitalisation.

3. Right-of-Use Assets

Description	Gross Block			Accumulated Depreciation			Net Block	
	As at 01st April 2023	Additions/ Trans./ Adjft.	Disposals/ Trans./ Adjft.	As at 01st April 2023	Withdrawals/ Trans./ Adjft.	For the period	As at 31st December 2023 (Unaudited)	As at 31st March 2023
	Trans./ Adjft.	Trans./ Adjft.	Trans./ Adjft.	Trans./ Adjft.	Trans./ Adjft.	Trans./ Adjft.	Trans./ Adjft.	Trans./ Adjft.
Leasehold Land	5,028.93	-	-	5,028.93	-	125.95	2,752.16	2,402.72
Total	5,028.93	-	-	5,028.93	-	125.95	2,752.16	2,402.72
Previous Year	5,028.93	-	-	5,028.93	-	167.63	2,626.21	2,402.72

NLC Tamil Nadu Power Limited (Lessee) entered into lease agreement with V.O.Chidambaram Port Trust (Lessor) for allocation of land for the purpose of establishing 2x500MW Thermal Power Project (102.465 Hectares of land) and constructing quarters (25 Hectares of land) for the employees of NLC Tamil Nadu Power Limited. The lease agreement period of project land and township land is Thirty (30) years from the date of 14.08.2007.

(Signature)

RAJINDER KUMAR SINGH
CHIEF FINANCIAL OFFICER
NLC Tamil Nadu Power Limited
Harbour Estate, Tuticorin - 628 004

(Signature)
KANANDARAMANUJAM
Chief Executive Officer
NLC Tamil Nadu Power Limited
Harbour Estate, Tuticorin-628 004

Chartered Accountants
Firm Regn. No. 006168S

(Signature)

Allam Sai Sudhakar
Partner
Membership No. 221557

Clauses of the lease agreement of land allocated for the purpose of establishing 2x500MW Thermal Power Project describes:

"That if the lessee, at the expiration of the terms of lease, likes to continue the same business, the lessor may permit to continue the same with fresh agreement. In case the Lessee likes to suspend the operation, sooner to the period of determination thereof, surrender to the Lessor the demised plot of land after removing any constructions made by him thereon unless the Lessor express his willingness to purchase the same in which case the Lessee may sell the same to the Lessor at a valuation to be made by mutual consent or in case of disagreement of arbitration in the manner specified in the lease agreement."

"The Leased property shall not be transferred by the Lessee to any third party either for mortgaging or by way of sub-lease, rent or any other means without the permission in writing of the Chairman, V.O.Chidambaranar Port Trust except for the purpose of establishing 2x500MW Thermal Power Project and certain infrastructure facilities which are essential to meet the function of power plant and social obligation to the employees."

Clauses of the lease agreement of land allocated for the purpose of constructing quarters for the employees of NLC Tamil Nadu Power Limited describes:

"That if the lessee, at the expiration of the terms of lease, likes to continue to use the land for residential purpose, the lessor may permit to continue the same with fresh agreement. In case the Lessee likes to suspend the operation, sooner to the period of determination thereof, surrender to the Lessor the demised plot of land after removing any constructions made by him thereon unless the Lessor express his willingness to purchase the same in which case the Lessee may sell the same to the Lessor at a valuation to be made by mutual consent or in case of disagreement of arbitration in the manner specified in the lease agreement."

"The Leased property shall not be transferred by the Lessee to any third party either for mortgaging or by way of sub-lease, rent or any other means without the permission in writing of the Chairman, V.O.Chidambaranar Port Trust except for the purpose of constructing quarters for the employees of NLC Tamil Nadu Power Limited and certain infrastructure facilities which are essential to meet social obligation of the employees."

In accordance with the renewal provision in the lease agreement, company may renew lease agreement for a further sizable period say 30 years approx. beyond the cut off date 13.08.2037. In the event, the company suspends the operation at the end of the lease period, the estimate of dismantling cost of the existing asset at the end of the lease period is not taken into account as of now, considering the saleable value of the underlying asset at the end of lease period would be sufficient enough to cover the dismantling cost.

4. Intangible Assets

Description	Gross Block		Accumulated Depreciation		Net Block	
	As at 01st April 2023	Additions/ Trans./ Adj.	Disposals/ Trans./ Adj.	As at 31st December 2023 (Unaudited)	As at 31st December 2023 (Unaudited)	As at 31st March 2023
Computer Software	419.16	-	-	419.16	178.51	240.65
Total	419.16	-	-	419.16	178.51	240.65
Previous Year	384.94	34.22	-	419.16	104.03	240.65

There is no impairment loss identified for the assets during the period.

25-7

RAJINDER KUMAR SINGH
CHIEF FINANCIAL OFFICER
NLC Tamil Nadu Power Limited
Harbour Estate, Tuticorin - 628 004

Handwritten signature

KANANDARAMANUJAM
Chief Executive Officer
NLC TamilNadu Power Limited
Harbour Estate, Tuticorin-628 004

for Govind And Bala Associates
Chartered Accountants
Firm Regn. No. 006168S

Handwritten signature

Allam Sai Sudhakar
Partner
Membership. No.221557

NLC TAMIL NADU POWER LIMITED
Notes to Balance Sheet

NON CURRENT ASSETS

1. Property, Plant and Equipment

Description	Gross Block			Accumulated Depreciation			Net Block	
	As at 01st April 2023	Additions/ Trans./ Adj.	Disposals/ Trans./ Adj.	As at 01st April 2023	Withdrawals/ Trans./ Adj.	For the year	As at 31st March 2024	As at 31st March 2023
	As at 01st April 2023	As at 31st March 2024	As at 31st March 2024	As at 31st March 2024	As at 31st March 2024	As at 31st March 2024	As at 31st March 2024	As at 31st March 2023
Freehold Land *	3,539.57	-	143.95	-	-	-	3,395.62	3,539.57
Roads	2,959.02	21.13	-	500.41	-	99.36	2,380.38	2,458.61
Buildings	9,827.09	661.73	-	2,368.42	-	348.08	7,772.32	7,458.67
Electrical Installations	479.12	-	-	285.05	-	25.94	168.13	194.07
Water Supply	582.54	-	1.69	201.53	-	30.04	349.28	381.01
Plant & Machinery *	6,95,833.05	2,222.28	2.91	2,82,989.76	-	37,421.44	3,77,641.22	4,12,843.29
Furniture & Equipment	1,387.40	319.85	32.38	635.45	25.07	127.12	937.37	751.95
Vehicles	105.74	-	-	82.30	-	7.04	16.40	23.44
Assets costing ₹ 5000 and below	15.15	8.02	-	15.15	-	8.02	-	-
Total	7,14,728.68	3,233.01	180.93	2,87,078.07	25.07	38,067.04	3,92,660.72	4,27,650.61
Previous Year	7,14,364.11	5,638.96	5,274.39	2,50,736.63	1,526.51	37,867.95	2,87,078.07	4,27,650.61

There is no impairment loss identified for the assets during the year.

Based on physical verification of assets conducted during the year, net block of ₹ 74.65 Lakh which are identified as unusable in the initial finding are included in the above schedule.

Refer Note No. 15 (a) for the property, plant and equipment pledged as security by the Company.


* Out of 286.21 Acres of Freehold Land, 11.64 Acres was acquired by Tamil Nadu State Highways Authority during the year.

** Spares meeting the criteria of PPE and having a value more than ₹ 5 lakh has been considered for capitalisation.

2. Right-of-Use Assets

Description	Gross Block			Accumulated Depreciation			Net Block	
	As at 01st April 2023	Additions/ Trans./ Adj.	Disposals/ Trans./ Adj.	As at 01st April 2023	Withdrawals/ Trans./ Adj.	For the year	As at 31st March 2024	As at 31st March 2023
	As at 01st April 2023	As at 31st March 2024	As at 31st March 2024	As at 31st March 2024	As at 31st March 2024	As at 31st March 2024	As at 31st March 2024	As at 31st March 2023
Leasehold Land	5,028.93	-	-	2,626.21	-	167.63	2,235.09	2,402.72
Total	5,028.93	-	-	2,626.21	-	167.63	2,235.09	2,402.72
Previous Year	5,028.93	-	-	2,458.58	-	167.63	2,402.72	2,402.72

NLC Tamil Nadu Power Limited (Lessee) entered into lease agreement with V.O.Chidambaram Port Trust (Lessor) for allocation of land for the purpose of establishing 2x500MW Thermal Power Project (102.465 Hectares of land) and constructing quarters (25 Hectares of land) for the employees of NLC Tamil Nadu Power Limited. The lease agreement period of project land and township land is Thirty (30) years from the date of 14.08.2007. Company pays Rupee One per annum each for Project land and Quarters land to lessor to hold the demised land as per Tenant Act though upfront premium was paid fully in the beginning.


RAJINDER KUMAR SINGH
CHIEF FINANCIAL OFFICER
NLC Tamil Nadu Power Limited
Harbour Estate, Tuticorin - 620 004


KANANDARAMANUJAM
Chief Executive Officer
NLC Tamil Nadu Power Limited
Harbour Estate, Tuticorin - 620 004

For Govind And Sai Associates
Chartered Accountants
Firm Regn. No. 0061685


Allam Sai Sudhakar
Partner
Membership No. 22455

Clauses of the lease agreement of land allocated for the purpose of establishing 2x500MW Thermal Power Project describes:

"That if the lessee, at the expiration of the terms of lease, likes to continue the same business, the lessor may permit to continue the same with fresh agreement. In case the Lessee likes to suspend the operation, sooner to the period of determination thereof, surrender to the Lessor the demised plot of land after removing any constructions made by him thereon unless the Lessor express his willingness to purchase the same in which case the Lessee may sell the same to the Lessor at a valuation to be made by mutual consent or in case of disagreement of arbitration in the manner specified in the lease agreement."

"The Leased property shall not be transferred by the Lessee to any third party either for mortgaging or by way of sub-lease, rent or any other means without the permission in writing of the Chairman, V.O.Chidambaranar Port Trust except for the purpose of establishing 2x500MW Thermal Power Project and certain infrastructure facilities which are essential to meet the function of power plant and social obligation to the employees."

Clauses of the lease agreement of land allocated for the purpose of constructing quarters for the employees of NLC Tamil Nadu Power Limited describes:

"That if the lessee, at the expiration of the terms of lease, likes to continue to use the land for residential purpose, the lessor may permit to continue the same with fresh agreement. In case the Lessee likes to suspend the operation, sooner to the period of determination thereof, surrender to the Lessor the demised plot of land after removing any constructions made by him thereon unless the Lessor express his willingness to purchase the same in which case the Lessee may sell the same to the Lessor at a valuation to be made by mutual consent or in case of disagreement of arbitration in the manner specified in the lease agreement."

"The Leased property shall not be transferred by the Lessee to any third party either for mortgaging or by way of sub-lease, rent or any other means without the permission in writing of the Chairman, V.O.Chidambaranar Port Trust except for the purpose of constructing quarters for the employees of NLC Tamil Nadu Power Limited and certain infrastructure facilities which are essential to meet social obligation of the employees."

In accordance with the renewal provision in the lease agreement, company may renew lease agreement for a further sizable period say 30 years approx. beyond the cut off date 13.08.2037. In the event, the company suspends the operation at the end of the lease period, the estimate of dismantling cost of the existing asset at the end of the lease period is not taken into account as of now, considering the saleable value of the underlying asset at the end of lease period would be sufficient enough to cover the dismantling cost.

3. Intangible Assets

Description	Gross Block		Accumulated Depreciation		Net Block	
	As at 01st April 2023	Additions/ Trans./ Adj.	As at 01st April 2023	Withdrawals/ Trans./ Adj.	As at 31st March 2024	As at 31st March 2023
Computer Software	419.16	-	178.51	-	162.44	240.65
Total	419.16	-	178.51	-	162.44	240.65
Previous Year	384.94	34.22	104.03	74.48	178.51	240.65

There is no impairment loss identified for the assets during the year.

RAJINDER KUMAR SINGH
CHIEF FINANCIAL OFFICER
NLC Tamil Nadu Power Limited
Harbour Estate, Tuticorin - 626 904

For Govind And Baia Associates
Chartered Accountants
Firm Regn. No. 0061685

KANANDARAMANUJAM
Chief Executive Officer
NLC Tamil Nadu Power Limited
Harbour Estate, Tuticorin-628 004

Allam Sai Sudhakar
Partner
Membership. No.22155

NLC TAMIL NADU POWER LIMITED
Notes to Balance Sheet

4. Capital Work in Progress:

(₹ in Lakh)

Particulars	As at 31st December 2024 (Unaudited)	As at 31st December 2023 (Unaudited)	As at 31st March 2024
Capital Work in Progress	66,111.76	40,603.35	53,290.11
Total	66,111.76	40,603.35	53,290.11

A. Capital Work in Progress includes expenditure of ₹ 64,214.68 Lakh towards the installation of Flue Gas Desulphurisation (FGD) Package.

B. Capital Work in Progress includes Expenditure during construction period (net) (Refer Note No. 32).

5. Financial Assets:

a) Trade Receivables:

(₹ in Lakh)

Particulars	As at 31st December 2024 (Unaudited)	As at 31st December 2023 (Unaudited)	As at 31st March 2024
Unsecured, considered good	2,370.94	6,162.09	5,240.46
Total	2,370.94	6,162.09	5,240.46

A. As per the Ministry of Power notification G.S.R.416(E) dated 03.06.2022, TNPGL and GESCOM availed the facility to repay the dues outstanding of ₹ 16,018.79 Lakh and ₹ 1,617.60 Lakh respectively in 48 equal monthly installments. As per requirements of Ind AS 109, company has recalculated the gross carrying amount of trade receivables. Accordingly, the gross carrying amount receivable after 1 year is classified as non-current trade receivable and balance amount as current trade receivable.

B. Non-current trade receivable is due after 12 months.


b) Loans:

(₹ in Lakh)

Particulars	As at 31st December 2024 (Unaudited)	As at 31st December 2023 (Unaudited)	As at 31st March 2024
Loans to Employees			
Secured, considered good	11.90	18.99	16.66
Unsecured, considered good	6.72	5.80	6.24
Total	18.62	24.79	22.90

A. The secured loans and unsecured loans to Employees include House Building Loan, Vehicle Loan and Multipurpose Loan and are measured at amortised cost and the said deferred interest expenditure representing the benefits accruing to employees is amortised on straight line basis over the remaining period of the loan.

B. The loans to employees (Housing and Vehicle) are secured against the mortgage of the house property and hypothecation of vehicles for which the loan has been given in line with the policy of the Company.


RAJINDER KUMAR SINGH
CHIEF FINANCIAL OFFICER
NLC Tamil Nadu Power Limited
Harbour Estate, Tuticorin - C 4


KANANDARAMANUJAM
Chief Executive Officer
NLC TamilNadu Power Limited
Harbour Estate, Tuticorin-628 004

for Govind And Bala Associates
Chartered Accountants
Firm Regn. No. 006168S

Allam Sai Sudhakar
Partner
Membership. No.221557

6. Other Non Current Assets:

(₹ in Lakh)

Particulars	As at 31st December 2024 (Unaudited)	As at 31st December 2023 (Unaudited)	As at 31st March 2024
Secured, considered good:			
Advance for Capital Goods ⁽ⁱ⁾	662.05	1,589.84	1,284.29
Advance for Capital Works ⁽ⁱⁱ⁾	553.25	1,158.60	891.61
Total	1,215.30	2,748.44	2,175.90

(i) Advance for Capital Goods for the installation of Flue Gas Desulphurisation (FGD) Package.

(ii) Advance for Capital Works for the installation of Flue Gas Desulphurisation (FGD) Package.

Current Assets:**7. Inventories:**

(₹ in Lakh)

Particulars	As at 31st December 2024 (Unaudited)	As at 31st December 2023 (Unaudited)	As at 31st March 2024
Raw Materials:			
- Coal	25,039.82	12,013.15	12,130.97
- Fuel Oil	875.92	909.87	908.57
- Coal in transit	8,671.28	12,614.52	13,938.65
Stores & Spares	12,274.84	10,765.16	11,162.72
Goods in transit	440.04	-	273.07
Less: Provision for Non-moving spares	885.92	0.83	461.37
Total	46,415.98	36,301.87	37,952.61

A. Inventory valuation - Inventories are valued at the lower of cost and net realisable value. Cost for these purposes are as follows:

(a) Coal and Coal in transit - At weighted average acquisition cost

(b) Light diesel oil and heavy furnace oil - At weighted average acquisition cost


(c) Biomass pellets - At weighted average acquisition cost

(d) Stores and spares - At weighted average acquisition cost

(e) Waste product, used belt reconditioned, stores and spares discarded for disposal, medicines and canteen stores - Nil value

(f) Goods in Transit including goods received but pending inspection / acceptance - Cost of acquisition

B. Refer Note No. 17 (a) for information on inventory pledged as security by the Company.


RAJINDER KUMAR SINGH
 CHIEF FINANCIAL OFFICER
 NLC Tamil Nadu Power Limited
 Harbour Estate, Tuticorin - 628 004


KANANDARAMANUJAM
 Chief Executive Officer
 NLC TamilNadu Power Limited
 Harbour Estate, Tuticorin-628 004

For Govind And Bala Associates
 Chartered Accountants
 Firm Regn. No. 006168S


Allam Sai Sudhakar
 Partner
 Membership. No.22155

8. Financial Assets:**a) Trade Receivables:**

(₹ in Lakh)

Particulars	As at 31st December 2024 (Unaudited)	As at 31st December 2023 (Unaudited)	As at 31st March 2024
i) Secured, considered good	18,748.01	20,829.14	21,461.26
ii) Unsecured			
- considered good	1,88,783.43	21,757.45	26,292.68
- credit impaired	8,665.81	-	8,665.81
	2,16,197.25	42,586.59	56,419.75
Less: Loss allowances on debtors	8,665.81	-	8,665.81
Total	2,07,531.44	42,586.59	47,753.94

A. Secured Trade Receivables represents value of Letter of Credit (LC) submitted by DISCOM's as per the MoP order dated 28/06/2019 w.e.f. 01/08/2019 in line with Payment Security Mechanism under Power Purchase Agreements.

B. As per the Ministry of Power notification G.S.R.416(E) dated 03.06.2022, TNPGL and GESCO availed the facility to repay the dues outstanding of ₹ 16,018.79 Lakh and ₹ 1,617.60 Lakh respectively in 48 equal monthly installments. As per requirements of Ind AS 109, company has recalculated the gross carrying amount of trade receivables. Accordingly, the gross carrying amount receivable after 1 year is classified as non-current trade receivable and balance amount as current trade receivable.

C. Based on arrangements among Company, bankers and DISCOM's certain bills which are due from DISCOM's have been discounted. Accordingly, trade receivables have been disclosed net of bills discounted amounting to ₹ 1,25,559.41 Lakh and ₹ 1,27,753.41 Lakh as on 31.03.2024 and 31.12.2024 respectively. Bills discounted with banks against trade receivables are in the nature of contingent liabilities. In case of any claim on the Company from the banks in this regard, entire amount shall be recoverable from the beneficiaries along with surcharge.

b) Cash and Cash Equivalents:

(₹ in Lakh)

Particulars	As at 31st December 2024 (Unaudited)	As at 31st December 2023 (Unaudited)	As at 31st March 2024
(A) With Scheduled Banks in Current Accounts			
Bank of India, Tuticorin - CA	0.69	1.00	1.00
Bank of India, Tuticorin - E-Freight	401.30	471.64	753.22
State Bank of India, Tuticorin - CA	338.98	316.01	150.69
State Bank of India, Chennai - CA - FGD	93.77	5.93	24.51
State Bank of India, Tuticorin - E-Freight	-	10.25	-
Bank of India, Tuticorin - MCL - E-Freight	0.83	0.83	0.83
Bank of India, Tuticorin - IEX Trading Settlement	1.00	1.00	1.00
	836.57	806.66	931.25
(B) Others			
Stamps on hand	0.01	0.01	0.01
Total	836.58	806.67	931.26


RAJINDER KUMAR SINGH
 CHIEF FINANCIAL OFFICER
 NLC Tamil Nadu Power Limited
 Harbour Estate, Tuticorin - 628 004


KANANDARAMANUJAM
 Chief Executive Officer
 NLC TamilNadu Power Limited
 Harbour Estate, Tuticorin-628 004

for Govind And Bala Associates
Chartered Accountants
 Firm Regn. No. 006168S

Allam Sai Sudhakar
 Partner
 Membership. No. 221557

c) Bank balances other than cash and cash equivalents:**(₹ in Lakh)**

Particulars	As at 31st December 2024 (Unaudited)	As at 31st December 2023 (Unaudited)	As at 31st March 2024
State Bank of India, Tuticorin - Land for ash dyke ⁽ⁱ⁾	31.67	43.93	43.92
Bank of India, Tuticorin - Unspent Corporate Social Responsibility A/c ⁽ⁱⁱ⁾	973.07	1,126.30	846.81
State Bank of India, Tuticorin - Deposits ⁽ⁱⁱⁱ⁾	2.38	1.57	1.57
Unpaid Dividend Account	-	-	-
Total	1,007.12	1,171.80	892.30

(i) Deposit towards Land Acquisition as per the order of National Lok Adalat.

(ii) As per Section 135 of Companies Act, 2013, unspent CSR amount has been deposited in Unspent Corporate Social Responsibility Account.

(iii) Deposit towards license fees for coal mining and storage as per the rules of Government of Odisha.

d) Loans:**(₹ in Lakh)**

Particulars	As at 31st December 2024 (Unaudited)	As at 31st December 2023 (Unaudited)	As at 31st March 2024
Loans to Employees			
Secured, considered good	7.67	10.96	10.08
Unsecured, considered good	19.80	19.31	19.37
Total	27.47	30.27	29.45

A. The secured loans and unsecured loans to Employees include House Building Loan, Vehicle Loan and Multipurpose Loan and are measured at amortised cost and the said deferred interest expenditure representing the benefits accruing to employees is amortised on straight line basis over the remaining period of the loan.


B. The loans to employees (Housing and Vehicle) are secured against the mortgage of the house property and hypothecation of vehicles for which the loan has been given in line with the policy of the Company.

e) Other Financial Assets:**(₹ in Lakh)**

Particulars	As at 31st December 2024 (Unaudited)	As at 31st December 2023 (Unaudited)	As at 31st March 2024
Interest Accrued	29.07	36.43	33.58
Unbilled Revenue	732.69	20,584.01	26,247.44
Total	761.76	20,620.44	26,281.02

A. Interest Accrued represents interest due on loans given to employees.

B. Unbilled Revenue represents billing done after the end of reporting period for Sale of Power.


RAJINDER KUMAR SINGH
CHIEF FINANCIAL OFFICER
NLC Tamil Nadu Power Limited
Harbour Estate, Tuticorin - 628 004


K. ANANDARAMANUJAM
Chief Executive Officer
NLC Tamil Nadu Power Limited
Harbour Estate, Tuticorin-628 004

For Govind And Bala Associates
Chartered Accountants
Firm Regn. No. 006168S


Allam Sai Sudhakar
Partner
Membership. No. 2210

9. Current Tax Assets (Net):

(₹ in Lakh)

Particulars	As at 31st December 2024 (Unaudited)	As at 31st December 2023 (Unaudited)	As at 31st March 2024
Advance Income Tax	-	6,118.19	144.52
Less: Provision for Tax	-	3,478.54	-
Total	-	2,639.65	144.52

10. Other Current Assets:

(₹ in Lakh)

Particulars	As at 31st December 2024 (Unaudited)	As at 31st December 2023 (Unaudited)	As at 31st March 2024
Unsecured considered good:			
Advances recoverable in cash or in kind or for value to be received			
- Employees	24.53	107.05	52.99
- Others	1,560.62	671.81	767.61
Advance for purchase of Coal	24,199.26	7,445.93	6,175.44
Advance for Rail Freight	326.55	601.32	420.46
Prepaid expenses	280.94	326.58	1,761.34
Discount on Commercial Paper	224.49	380.34	382.20
Others	22.58	18.28	18.15
Total	26,638.97	9,551.31	9,578.19

A. Commercial Paper to the tune of ₹ 50,000.00 Lakh is outstanding as on 31.12.2024 drawn at a coupon rate of 7.26% p.a. These are unsecured loans repayable on respective due dates. The discount on commercial paper represents the unamortised portion of finance charges.


B. Others include an amount of ₹ 8.14 Lakh as deposit for the purpose of filing Service tax appeal and ₹ 3.41 Lakh as deposit for the purpose of filing Central Excise duty appeal.

11. Regulatory Deferral Account Debit Balances:

(₹ in Lakh)


Particulars	As at 31st December 2024 (Unaudited)	As at 31st December 2023 (Unaudited)	As at 31st March 2024
Capital Spares Consumed	150.86	4,612.94	4,641.85
Unbilled Power Sales / CERC Order	-	87,627.94	90,247.70
Security Expenses	691.52	4,222.25	4,445.30
CERC Regulations	2,975.99	21,028.34	7,027.98
Total	3,818.37	1,17,491.47	1,06,362.83

A. Refer Note No. 29 for information.


RAJINDER KUMAR SINGH
 CHIEF FINANCIAL OFFICER
 NLC Tamil Nadu Power Limited
 Harbour Estate, Tuticorin - 628 004


KANANDARAMANUJAM
 Chief Executive Officer
 NLC TamilNadu Power Limited
 Harbour Estate, Tuticorin-628 004

for Govind And Bata Associates
Chartered Accountants
 Firm Regn. No. 006168S


Allam Sai Sudhakar
 Partner
 Membership. No.221557

Equity and Liabilities:**12. Equity Share Capital:****(₹ in Lakh)**

Particulars	As at 31st December 2024 (Unaudited)	As at 31st December 2023 (Unaudited)	As at 31st March 2024
Authorised, Issued, Subscribed and Paid-up Share Capital:			
(a) Authorised: 250,00,00,000 Equity Shares of par value ₹ 10/- each (250,00,00,000 Equity Shares of par value ₹ 10/- each as at 31st March 2024)	2,50,000.00	2,50,000.00	2,50,000.00
(b) Issued, subscribed and fully paid-up: 218,80,42,000 Equity Shares of par value ₹ 10/- each fully paid (218,80,42,000 Equity Shares of par value ₹ 10/- each fully paid as at 31st March 2024)	2,18,804.20	2,18,804.20	2,18,804.20

A. Rights attached to each class of Shares:

The Company has only one class of equity shares having a par value of ₹ 10/- per share. The holders of the equity shares are entitled to receive dividends as declared from time to time and are entitled to voting rights proportionate to their shareholding at the meetings of shareholders.


B. Reconciliation of No of Shares in the beginning and at the end of the period including shareholders holding more than 5% of the shares of the company:

Particulars	As at 31st December 2024 (Unaudited)	As at 31st December 2023 (Unaudited)	As at 31st March 2024
(a) Number of Shares at the beginning of the period			
(i) NLC India Ltd., - 89% of total holding	1,94,73,57,380	1,94,73,57,380	1,94,73,57,380
(ii) TNPGL - 11% of total holding	24,06,84,620	24,06,84,620	24,06,84,620
Total	2,18,80,42,000	2,18,80,42,000	2,18,80,42,000
(b) Number of Shares issued during the period			
(i) NLC India Ltd.,	-	-	-
(ii) TNPGL	-	-	-
Total	-	-	-
(c) Number of Shares bought back during the period			
(i) NLC India Ltd.,	-	-	-
(ii) TNPGL	-	-	-
Total	-	-	-
(d) Number of Shares at the end of the period			
(i) NLC India Ltd., - 89% of total holding	1,94,73,57,380	1,94,73,57,380	1,94,73,57,380
(ii) TNPGL - 11% of total holding	24,06,84,620	24,06,84,620	24,06,84,620
Total	2,18,80,42,000	2,18,80,42,000	2,18,80,42,000


RAJINDER KUMAR SINGH
 CHIEF FINANCIAL OFFICER
 NLC Tamil Nadu Power Limited
 Harbour Estate, Tuticorin - 628 004


KANANDARAMANUJAM
 Chief Executive Officer
 NLC TamilNadu Power Limited
 Harbour Estate, Tuticorin-628 004

For Govind And Balu Associates
Chartered Accountants
 Firm Regn. No. 006168S


Allam Sai Sudhakar
 Partner
 Membership. No.221557

C. Movement in Equity Shares Last Five Years preceding 01.04.2024:

Particulars	Equity Shares
Number of Shares as on 01.04.2019	2188042000
Aggregate number allotted as fully paid up received in cash FY 2019-20, FY 2020-21, FY 2021-22, FY 2022-23 and FY 2023-24.	-
Aggregate number allotted as fully paid up pursuant to contract without payment being received in cash FY 2019-20, FY 2020-21, FY 2021-22, FY 2022-23 and FY 2023-24.	-
Aggregate number and class of shares allotted as fully paid up by way of bonus of shares in FY 2019-20, FY 2020-21, FY 2021-22, FY 2022-23 and FY 2023-24.	-
Aggregate number and class of shares bought back FY 2019-20, FY 2020-21, FY 2021-22, FY 2022-23 and FY 2023-24.	-
Number of Shares as on 31.03.2024	2188042000

D. Details of shareholding of promoters:

(a) Shares held by Promoters as at 31.12.2024 (Unaudited):

Promoter Name	% Change during the period
(i) NLC India Ltd., - Holding Company - 89% of total	-
(ii) TNPGL - 11% of total holding	-
Total	-

(b) Shares held by Promoters as at 31.03.2024:

Promoter Name	% Change during the period
(i) NLC India Ltd., - Holding Company - 89% of total holding	-
(ii) TNPGL - 11% of total holding	-
Total	-

13. Other Equity:

a) Retained Earnings:

(₹ in Lakh)

Particulars	As at 31st December 2024 (Unaudited)	As at 31st December 2023 (Unaudited)	As at 31st March 2024
As at the beginning of the period	61,493.68	60,635.80	60,635.80
Profit for the period	1,01,574.43	13,008.66	12,916.42
Appropriations:			
Final Dividend	-	(5,470.11)	(5,470.11)
Interim Dividend	-	-	(6,564.13)
Other Comprehensive Income:			
Remeasurement of Actuarial (Losses)/Gains	(70.53)	(15.61)	(24.30)
As at the end of the period	1,62,997.59	68,158.74	61,493.68




RAJINDER KUMAR SINGH
CHIEF FINANCIAL OFFICER
NLC Tamil Nadu Power Limited
Harbour Estate, Tuticorin - 628 004



KANANDARAMANUJAM
Chief Executive Officer
NLC TamilNadu Power Limited
Harbour Estate, Tuticorin-628 004

Govind And Bala Associates
Chartered Accountants
Firm Regn. No. 006168S



Allam Sai Sudhakar
Partner
Membership No. 221557

Non Current Liabilities:**14. Financial Liabilities:****a) Borrowings:**

(₹ in Lakh)

Particulars	As at 31st December 2024 (Unaudited)	As at 31st December 2023 (Unaudited)	As at 31st March 2024
Secured:			
Term Loans from Banks & Financial Institutions:-			
(i) Power Finance Corporation Ltd			
- Rupee Term Loan - I	-	11,880.74	5,940.37
- Rupee Term Loan - II	-	32,561.05	32,561.05
(ii) Bank of India - Rupee Term Loan	2,106.58	6,942.58	4,524.58
(iii) State Bank of India - Term Loan	35,284.17	18,568.54	28,520.72
Total	37,390.75	69,952.91	71,546.72

a) Nature of Security:-

- (i) Bank of India - Rupee Term Loan is secured through pari-passu charge on fixed assets of NTPL.
- (ii) State Bank of India - Term Loan is secured through exclusive charge over the FGD assets of NTPL.
- (iii) Letter of comfort from NLCIL for the long term loans have been availed by NTPL in favour of :
- Bank of India on Rupee Term Loan.
 - State Bank of India on Term Loan.

b) Repayment of Loan:-


- (i) Power Finance Corporation Ltd - Rupee term loan I - Sanctioned and Availed - ₹ 1,18,492.00 Lakh:- Repayable in Twenty (20) equal half-yearly installments from January 2016 and the rate of interest on the loan as on 30.09.2024 is 9.22% p.a. (on the basis of 3 year AAA Bond rate plus 1.59% fixed spread). Power Finance Corporation Ltd - Rupee term loan I has taken over by South Indian Bank on 16.10.2024 to reduce the Interest Cost to 7.79% repayable in two equal installments
- (ii) Power Finance Corporation Ltd - Rupee term loan II - Sanctioned and Availed - ₹ 3,09,330.00 Lakh:- Repayable in Nineteen (19) equal half yearly installments from October 2016 and the rate of interest on the loan as on 30.09.2024 is 8.75% p.a. (on the basis of 3 year AAA Bond rate plus 1.21% fixed spread). Power Finance Corporation Ltd - Rupee term loan II has taken over by South Indian Bank on 16.10.2024 to reduce the Interest Cost to 7.79% repayable in two equal installments.
- (iii) Bank of India - Rupee Term Loan - Sanctioned - ₹ 48,352.00 Lakh:- Repayable in Twenty (20) equal half yearly installments from March 2019 and the rate of interest on the loan as on 31.12.2024 is 8.68% p.a. (on the basis of 1 month MCLR plus 0.28% fixed spread).
- (iv) State Bank of India - Term Loan - Sanctioned - ₹ 57,285.00 Lakh:- Repayable in Twenty (20) equal half yearly installments starting from June 2025 and ending on Dec 2034. The rate of interest on the loan as on 31.12.2024 is 8.70% p.a. (on the basis of 1 year MCLR plus 0.05% fixed spread). Out of the sanctioned amount of ₹ 57,285.00 Lakh, an amount of ₹ 24,034.81 lakh is unavailed as on 30.09.2024.

b) Other financial liabilities:


(₹ in Lakh)

Particulars	As at 31st December 2024 (Unaudited)	As at 31st December 2023 (Unaudited)	As at 31st March 2024
Payable on Purchase of Capital Items	11,744.54	9,113.85	10,200.00
Payable for Capital Works	2,987.69	35.12	1,822.53
Amount withheld from contractors	3,862.27	4,003.53	3,998.49
Total	18,594.50	13,152.50	16,021.02

or Govind And Bala Associates
Chartered Accountants
Firm Regn. No. 006168S


RAJINDER KUMAR SINGH
CHIEF FINANCIAL OFFICER
NLC Tamil Nadu Power Limited
Harbour Estate, Tuticorin - 628 004


K. ANANDARAMANUJAM
Chief Executive Officer
NLC Tamil Nadu Power Limited
Harbour Estate, Tuticorin-628 004


Allam Sai Sudhakar
Partner

15. Provisions:

(₹ in Lakh)

Particulars	As at 31st December 2024 (Unaudited)	As at 31st December 2023 (Unaudited)	As at 31st March 2024
Provision for Retirement Travelling Allowance	359.02	-	359.02
Total	359.02	-	359.02

16. Deferred Tax Liabilities (Net):

(₹ in Lakh)

Particulars	As at 31st December 2024 (Unaudited)	As at 31st December 2023 (Unaudited)	As at 31st March 2024
Deferred Tax Liabilities - on depreciation	83,917.59	89,612.80	88,331.32
Less: Deferred Tax Assets - on tax losses/provisions	3,363.85	8,504.16	6,943.98
Less: MAT Credit Entitlement	66,243.03	47,251.28	48,872.55
Deferred Tax Liabilities (Net)	14,310.71	33,857.36	32,514.79

A. The Company has been recognising MAT credit entitlement available to the Company in future as the same is likely to give future economic benefits in the form of availability of set off against future income tax liability.

Current Liabilities:

17. Financial Liabilities:


a) Borrowings:

(₹ in Lakh)


Particulars	As at 31st December 2024 (Unaudited)	As at 31st December 2023 (Unaudited)	As at 31st March 2024
Secured:			
<u>Loans repayable on demand from Banks:</u>			
Working capital Loan from Bank of India	91,764.34	45,600.10	54,962.72
Working capital Loan from State Bank of India	19,695.02	39,818.41	19,783.60
Unsecured:			
Commercial Paper	50,000.00	80,000.00	1,00,000.00
Current maturities of Long term debt:			
Secured:			
i) Power Finance Corporation Ltd			
- Rupee Term Loan - I	-	11,880.74	11,880.74
- Rupee Term Loan - II	-	32,561.05	32,561.05
ii) South Indian Bank			
- Rupee Term Loan - I	11,880.74	-	-
- Rupee Term Loan - II	32,561.00	-	-
Bank of India - Rupee Term Loan	4,836.00	4,836.00	4,836.00
Total	2,10,737.10	2,14,696.30	2,24,024.11


RAJINDER KUMAR SINGH
CHIEF FINANCIAL OFFICER

NLC Tamil Nadu Power Limited
Harbour Estate, Tuticorin - 628 004


KANANDARAMANUJAM
Chief Executive Officer
NLC TamilNadu Power Limited
Harbour Estate, Tuticorin-628 004

Govind And Baia Associates
Chartered Accountants
Firm Regn. No. 006168S


Allam Sai Sudhakar
Partner

(i) Bank of India Working Capital loan with Fund based Limit of ₹ 130,000.00 Lakh and Non-Fund based Limit of ₹ 20,000.00 Lakh is subject to the availability of drawing power.

Secured by pari passu charge on book debts, operating cash flows, receivables, all other current assets, commissions, revenues of whatsoever nature and wherever arising present & future relating to the project.

Bank of India sanctioned Line of Credit (WC Loan) as a sublimit to WCFB limit with tenor ranging from 1/3/6/9/12 months. Rate of interest is linked to Repo Rate.

The rate of interest as on 31.12.2024 is 7.10% p.a. (on the basis of Repo Rate + Mark Up 2.85% - BSD 2.25%) on Working capital demand loan and 8.60% p.a. (on the basis of 1 month MCLR plus 0.20% fixed spread) on Cash Credit.

Letter of comfort from NLCIL in favour of Bank of India on the Working capital loan availed by NTPL with Fund based Limit of ₹ 130,000.00 Lakh and Non-Fund based Limit of ₹ 20,000.00 Lakh.

(ii) State Bank of India Working Capital loan with Fund based Limit of ₹ 100,000.00 Lakh and Non-Fund based Limit of ₹ 1,000.00 Lakh (sub-limit of Fund based Limit of ₹ 100,000.00 Lakh) is subject to the availability of drawing power.

Secured by pari passu first charge over the entire current assets of the company i.e., hypothecation of raw materials, stock in process, finished goods, consumable stores, spares and charge on the receivables.

The outstanding Working Capital loan as on 31.12.2024 is in the form of T-bill linked WCL. This outstanding loan carries interest rate of 7.15% p.a.

(iii) Commercial Paper to the tune of ₹ 50,000.00 Lakh is outstanding as on 31.12.2024 drawn at a coupon rate of 7.26% p.a. These are unsecured loans repayable on respective due dates.

b) Trade Payables:

(₹ in Lakh)

Particulars	As at 31st December 2024 (Unaudited)	As at 31st December 2023 (Unaudited)	As at 31st March 2024
Trade Payables:			
Towards Micro and Small Enterprises	138.38	160.30	204.04
Towards other than Micro and Small Enterprises	34,165.74	31,607.85	44,594.84
Total	34,304.12	31,768.15	44,798.88

c) Other Financial Liabilities:

(₹ in Lakh)

Particulars	As at 31st December 2024 (Unaudited)	As at 31st December 2023 (Unaudited)	As at 31st March 2024
Payable on Purchase of Capital Items	0.12	0.12	0.72
Unpaid Dividend	-	-	-
Dues to NLCIL	779.81	3,549.83	672.23
Interest Accrued but not due on Loans:			
i) Power Finance Corporation Ltd			
- Rupee Term Loan - I	-	196.03	147.02
- Rupee Term Loan - II	-	520.69	505.85
ii) South Indian Bank			
- Rupee Term Loan - I	2.54	-	-
- Rupee Term Loan - II	6.95	-	-
Bank of India - Rupee Term Loan	11.59	19.27	15.49
State Bank of India - Term Loan	256.51	131.95	162.83
Bank of India - Working Capital Loan	33.61	10.14	12.15
State Bank of India - Working Capital Loan	19.59	15.89	16.00
Total	1,110.72	4,443.92	4,532.29

RAJINDER KUMAR SINGH
CHIEF FINANCIAL OFFICER
NLC Tamil Nadu Power Limited
Harbour Estate, Tuticorin - 628 004

K. ANANDARAMANUJAM
Chief Executive Officer
NLC Tamil Nadu Power Limited
Harbour Estate, Tuticorin-628 004

Chartered Accountants
Firm Regn. No. 006168S

Allam Sai Sudhakar
Partner

18. Other Current Liabilities:

Particulars	As at 31st December 2024 (Unaudited)	As at 31st December 2023 (Unaudited)	As at 31st March 2024
Advance for sale of fly ash	2,329.35	1,772.53	1,220.95
Deposits ⁽ⁱ⁾	5,958.69	3,732.56	3,214.51
Other liabilities			
Employees	1,143.53	913.57	959.18
Statutory	516.10	429.66	494.38
Others	103.91	110.12	106.33
Total	10,051.58	6,958.44	5,995.35

(i) Deposits include Earnest Money Deposits (EMD) and Security Deposits (SD) received from Vendors and Customers.

19. Provisions:

(₹ in Lakh)

Particulars	As at 31st December 2024 (Unaudited)	As at 31st December 2023 (Unaudited)	As at 31st March 2024
Provision for Retirement Travelling Allowance	68.46	428.43	68.47
Provision for Special Additional Leave	26.05	-	-
Provision for Loss on Assets	74.65	82.71	74.65
Provision for Unspent Corporate Social Responsibility expenses	962.05	1,107.80	1,452.58
Total	1,131.21	1,618.94	1,595.70

Unspent Corporate Social Responsibility expenditure not relating to ongoing projects for the FY 2023-24 of ₹ 31.66 Lakh has been transferred to Prime Minister's Citizen Assistance and Relief in Emergency Situations Fund (PM CARES Fund) on 26.09.2024.

20. Current Tax Liabilities (Net):

(₹ in Lakh)


Particulars	As at 31st December 2024 (Unaudited)	As at 31st December 2023 (Unaudited)	As at 31st March 2024
Provision for Tax	17,627.15	-	-
Less: Advance Income Tax	15,364.92	-	-
Total	2,262.23	-	-

21. Regulatory Deferral Account Credit Balances:

(₹ in Lakh)


Particulars	As at 31st December 2024 (Unaudited)	As at 31st December 2023 (Unaudited)	As at 31st March 2024
CERC Regulations	13,636.33	21,028.34	7,027.98
Total	13,636.33	21,028.34	7,027.98

A. Refer Note No. 29 (iv) for information.


RAJINDER KUMAR SINGH
 CHIEF FINANCIAL OFFICER
 NLC Tamil Nadu Power Limited
 Harbour Estate, Tuticorin - 628 004


KANANDARAMANUJAM
 Chief Executive Officer
 NLC TamilNadu Power Limited
 Harbour Estate, Tuticorin-628 004

For Govind And Baia Associates
Chartered Accountants
 Firm Regn. No. 006168S


Allam Sai Sudhakar
 Partner
 Membership. No. 2215

NLC TAMIL NADU POWER LIMITED
Notes to Statement of Profit and Loss

22. Revenue from Operations:

(₹ in Lakh)

Particulars	For the quarter ended 31st December 2024		For the quarter ended 30th September 2024		For the quarter ended 31st December 2023		For the 9 months ended 31st December 2024		For the 9 months ended 31st December 2023		For the year ended 31st March 2024	
	(Unaudited)		(Unaudited)		(Unaudited)		(Unaudited)		(Unaudited)		(Unaudited)	
Power Sales	1,56,583.54		1,38,021.44		72,083.43		3,74,448.74		2,03,030.06		2,68,131.82	
Other Operating Revenue - Sale of Fly Ash	1,312.85		1,632.53		1,452.94		4,092.17		4,766.63		6,432.63	
	1,57,896.39		1,39,653.97		73,536.37		3,78,540.91		2,07,796.69		2,74,564.45	
Less: Rebate	104.97		151.12		218.46		348.26		543.47		659.38	
Total	1,57,791.42		1,39,502.85		73,317.91		3,78,192.65		2,07,253.22		2,73,905.07	

A. Capacity Charges under Sale of Power are billed to beneficiaries in accordance with the trued up order dated 01.08.2024.

Energy Charges under Sale of Power are billed in accordance with the operational norms specified in Regulations, 2024.

Power sales includes an under-recovered amount of ₹ 74,080.99 Lakh that has been billed to beneficiaries based on the tariff order dated 01.08.2024 for the tariff period 2019-24.


B. Power Sales includes Sale of Power through Trading amounting to ₹ 2,155.30 Lakh, ₹ 447.88 Lakh, ₹ 1,221.09 Lakh, ₹525.70 Lakh for the FY 2023-24, Quarter-1 of FY 2024-25, Quarter-2 of FY 2024-25 and Quarter-3 of FY 2024-25 respectively.

23. Other Income:

(₹ in Lakh)


Particulars	For the quarter ended 31st December 2024		For the quarter ended 30th September 2024		For the quarter ended 31st December 2023		For the 9 months ended 31st December 2024		For the 9 months ended 31st December 2023		For the year ended 31st March 2024	
	(Unaudited)		(Unaudited)		(Unaudited)		(Unaudited)		(Unaudited)		(Unaudited)	
Coal Handling Charges	-		-		-		49.52		15.42		15.42	
Interest from												
- Employees	1.31		1.47		1.17		3.94		3.62		4.83	
- Related Parties ⁽ⁱ⁾	9,730.90		14,931.98		-		24,662.88		0.75		0.75	
- Others ⁽ⁱ⁾	16,922.16		21,762.42		-		38,684.78		81.88		117.61	
Unwinding of Interest Income ⁽ⁱⁱ⁾	128.00		145.88		197.56		437.30		642.17		822.82	
Surcharge on sale of Power	570.20		537.57		1,136.81		1,787.73		3,807.84		5,044.81	
Rent and Others recovered from Employees	4.35		3.86		3.09		11.53		9.46		12.87	
Rent on buildings and community halls	0.24		0.33		0.11		0.86		0.30		0.46	
Rent on Plant and Machinery ⁽ⁱⁱⁱ⁾	129.24		125.00		-		254.24		-		-	
Liquidated Damages Recovered	290.26		139.90		272.90		605.12		2,176.87		11,750.74	
Foreign Exchange Fluctuation ^(iv)	-		-		-		312.01		-		-	
Sale of Scrap	16.83		17.25		-		51.20		124.83		205.68	
Miscellaneous Income	14.02		8.67		135.59		373.88		408.12		462.83	
Total	27,807.51		37,674.33		1,747.23		67,234.99		7,271.26		18,438.82	

(i) Interest from related parties and interest from others includes an interest amount of ₹ 24,662.88 Lakh and ₹ 38,684.78 Lakh respectively charged on the under-recovered amount billed to beneficiaries based on the trued up order dated 12.06.2024 for the tariff period 2014-19 and tariff order dated 01.08.2024 for the tariff period 2019-24


RAJINDER KUMAR SINGH
CHIEF FINANCIAL OFFICER
NLC Tamil Nadu Power Limited
Harbour Estate, Tuticorin - 628 004


KANANDARAMANUJAM
Chief Executive Officer
NLC TamilNadu Power Limited
Harbour Estate, Tuticorin-628 004

For Govind And Bala Associates
Chartered Accountants
Firm Regn. No. 006168S


Allam Sai Sudhakar
Partner
Membership. No.221557

- (ii) Unwinding interest income arising on the recalculation of gross carrying amount of trade receivables as per the requirements of Ind AS 109.
(iii) Stand by LP Rotor has been shared to NLCIL, parent company on replacement basis with utility charges till return with new LP Rotor by NLCIL.
(iv) Foreign Exchange fluctuation represents the difference in exchange rate on the foreign currency amount payable to vendor against the Imported Coal Supply and the same is reversed on the actual settlement of liability as per Ind AS 21.

Expenses:


24. Cost of Materials Consumed:

(₹ in Lakh)

Particulars	For the quarter	For the quarter	For the quarter	For the 9 months	For the 9 months	For the year
	ended 31st December 2024 (Unaudited)	ended 30th September 2024 (Unaudited)	ended 31st December 2023 (Unaudited)	ended 31st December 2024 (Unaudited)	ended 31st December 2023 (Unaudited)	ended 31st March 2024
Coal Consumption	48,539.57	66,299.13	53,381.58	1,72,650.90	1,43,305.55	1,90,941.80
Oil Consumption	129.44	240.37	231.71	680.70	729.85	815.49
Biomass pellets Consumption	-	-	-	-	-	5.05
Total	48,669.01	66,539.50	53,613.29	1,73,331.60	1,44,035.40	1,91,762.34


(₹ in Lakh)

Particulars	For the quarter	For the quarter	For the quarter	For the 9 months	For the 9 months	For the year
	ended 31st December 2024 (Unaudited)	ended 30th September 2024 (Unaudited)	ended 31st December 2023 (Unaudited)	ended 31st December 2024 (Unaudited)	ended 31st December 2023 (Unaudited)	ended 31st March 2024
Opening Stock of Raw Material						
Coal	11,260.72	19,573.65	13,012.02	12,130.97	13,890.37	13,890.37
Oil	865.80	832.31	984.38	908.57	874.02	874.02
Biomass pellets	-	-	-	-	-	-
	12,126.52	20,405.96	13,996.40	13,039.54	14,764.39	14,764.39
Add: Purchase of Raw Material						
Raw Material						
Coal	62,318.67	57,986.21	52,382.70	1,85,559.76	1,41,428.33	1,89,182.40
Oil	139.56	273.87	157.20	648.06	765.70	850.03
Biomass pellets	-	-	-	-	-	5.05
	62,458.23	58,260.08	52,539.90	1,86,207.82	1,42,194.03	1,90,037.48
Less: Closing Stock of Raw Material						
Raw Material						
Coal	25,039.82	11,260.72	12,013.15	25,039.82	12,013.15	12,130.97
Oil	875.92	865.80	909.87	875.92	909.87	908.57
Biomass pellets	-	-	-	-	-	-
	25,915.74	12,126.52	12,923.02	25,915.74	12,923.02	13,039.54
Cost of Raw Material consumed						
Coal	48,539.56	66,299.14	53,381.57	1,72,650.90	1,43,305.55	1,90,941.80
Oil	129.44	240.37	231.71	680.70	729.85	815.49
Biomass pellets	-	-	-	-	-	5.05
	48,669.00	66,539.51	53,613.28	1,73,331.60	1,44,035.40	1,91,762.34


RAJINDER KUMAR SINGH
 CHIEF FINANCIAL OFFICER
 NLC Tamil Nadu Power Limited
 Harbour Estate, Tuticorin - 628 004


KANANDARAMANUJAM
 Chief Executive Officer
 NLC TamilNadu Power Limited
 Harbour Estate, Tuticorin-628 004

For Govind And Bala Associates
 Chartered Accountants
 Firm Regn. No. 0061689


Allam Sai Sudhakar
 Partner
 Membership No. 200

25. Employee Benefits Expense:

(₹ in Lakh)

Particulars	For the quarter	For the quarter	For the quarter	For the 9 months	For the 9 months	For the year
	ended 31st December 2024 (Unaudited)	ended 30th September 2024 (Unaudited)	ended 31st December 2023 (Unaudited)	ended 31st December 2024 (Unaudited)	ended 31st December 2023 (Unaudited)	ended 31st March 2024
Salaries, Wages and Incentives	1,334.69	1,438.06	1,440.15	4,047.26	4,056.93	5,313.97
Contribution to Provident and Other Funds	213.55	207.74	215.32	628.46	632.40	843.67
Gratuity	57.77	12.63	10.06	82.84	29.38	38.88
Welfare Expenses	63.01	58.97	47.27	152.16	120.33	202.67
	1,669.02	1,717.40	1,712.80	4,910.72	4,839.04	6,399.19
Less: Transferred to Capital Work in Progress *	65.01	64.29	71.56	191.60	212.56	274.47
Total	1,604.01	1,653.11	1,641.24	4,719.12	4,626.48	6,124.72

* Refer Note No. 32

A. All the employees of the Company are on secondment from NLC India Limited (Holding Company).

B. Employee cost relating to installation of Flue Gas Desulphurisation (FGD) Package has been transferred to Capital Work in Progress.

26. Finance Costs:

(₹ in Lakh)

Particulars	For the quarter	For the quarter	For the quarter	For the 9 months	For the 9 months	For the year
	ended 31st December 2024 (Unaudited)	ended 30th September 2024 (Unaudited)	ended 31st December 2023 (Unaudited)	ended 31st December 2024 (Unaudited)	ended 31st December 2023 (Unaudited)	ended 31st March 2024
Interest on:						
- Term Loan from Financial Institutions	972.84	1,380.67	2,126.41	3,922.08	7,163.17	9,049.09
- Term Loan from Banks	898.91	885.74	631.26	2,613.54	1,866.33	2,545.05
- Working Capital Loan from Bank	1,671.84	1,434.91	1,474.94	4,736.18	3,897.79	5,290.21
Others:						
- Discount on Commercial Paper	1,758.95	1,991.24	1,451.41	5,512.79	4,776.24	6,638.82
	5,302.54	5,692.56	5,684.02	16,784.59	17,703.53	23,523.17
Less: Transferred to Capital Work in Progress *	(2,072.10)	973.04	666.32	(208.09)	1,822.37	2,553.88
Total	7,374.64	4,719.52	5,017.70	16,992.68	15,881.16	20,969.29

* Refer Note No. 32


A. Borrowing cost relating to installation of Flue Gas Desulphurisation (FGD) Package has been transferred to Capital Work in Progress.

27. Depreciation and Amortization

(₹ in Lakh)


Expenses:

Particulars	For the quarter	For the quarter	For the quarter	For the 9 months	For the 9 months	For the year
	ended 31st December 2024 (Unaudited)	ended 30th September 2024 (Unaudited)	ended 31st December 2023 (Unaudited)	ended 31st December 2024 (Unaudited)	ended 31st December 2023 (Unaudited)	ended 31st March 2024
Property, Plant and Equipment	9,470.07	9,478.47	9,423.61	27,967.60	28,226.77	38,145.25
Right-of-Use Assets	42.25	42.26	42.13	126.30	125.95	167.63
Total	9,512.32	9,520.73	9,465.74	28,093.90	28,352.72	38,312.88


RAJINDER KUMAR SINGH
 CHIEF FINANCIAL OFFICER
 NLC Tamil Nadu Power Limited
 Harbour Estate, Tuticorin - 628 004


K. ANANDARAMANUJAM
 Chief Executive Officer
 NLC TamilNadu Power Limited
 Harbour Estate, Tuticorin-628 004


For Govind And Bala Associates
Chartered Accountants
 Firm Regn. No. 006168S


Allam Sai Sudhakar
 Partner
 Membership. No.221557

28. Other Expenses:


(₹ in Lakh)

Particulars	For the quarter	For the quarter	For the quarter	For the 9 months	For the 9 months	For the year
	ended 31st December 2024 (Unaudited)	ended 30th September 2024 (Unaudited)	ended 31st December 2023 (Unaudited)	ended 31st December 2024 (Unaudited)	ended 31st December 2023 (Unaudited)	ended 31st March 2024
Consumption of Stores and Spares	569.64	374.52	399.41	1,544.74	1,874.96	2,796.67
Transit and Handling loss	155.17	105.45	204.82	260.62	477.16	620.70
License fee, Rates and taxes	14.83	31.43	13.44	59.70	42.20	55.64
Repairs and Maintenance						
-Plant and Machinery	1,073.65	902.57	781.00	2,879.35	2,872.75	6,096.42
-Others	299.39	167.31	269.23	697.22	666.33	1,081.87
Insurance ⁽ⁱ⁾	480.03	480.02	455.70	1,440.08	1,367.10	1,839.01
Electricity Charges	26.65	27.86	23.32	79.63	66.48	86.67
Payments to Auditors						
Statutory Audit Fees	-	-	-	-	-	5.31
Tax Audit Fees	-	-	-	-	-	1.48
Other Certification Fees	1.05	0.14	-	1.26	0.21	0.21
Reimbursement of out of pocket expenses	-	-	-	0.46	0.85	1.40
Commercial Paper Issue Expenses	8.91	11.94	4.97	28.27	30.00	36.11
Professional Charges	5.99	3.21	6.39	13.11	15.07	27.74
Travelling expenses	61.90	52.15	59.19	165.31	195.41	255.38
Legal Expenses	42.20	32.34	5.37	99.83	86.28	127.36
Training expenses	0.50	2.76	3.83	6.89	7.56	12.74
Selling expenses ⁽ⁱⁱ⁾	10.86	22.05	15.98	37.29	153.68	154.13
Service charge on e-auction	10.23	0.86	4.29	19.22	105.89	111.05
Security & Central Industrial Security Force expenses	249.86	247.51	248.81	691.52	716.49	939.54
Foreign Exchange Fluctuation	280.09	78.90	68.58	358.99	50.10	82.97
Bank Charges	0.33	0.39	0.08	0.73	1.26	1.36
Corporate Social Responsibility expenses ⁽ⁱⁱⁱ⁾	33.43	-	71.75	33.43	74.27	261.25
Provision for Unspent Corporate Social Responsibility expenses ⁽ⁱⁱⁱ⁾	-	-	-	-	-	621.03
Canteen expenses	35.81	30.39	74.79	86.59	133.96	183.21
Miscellaneous expenses	19.35	20.71	25.83	90.91	109.50	183.54
Provision for Fixed Assets ^(iv)	-	-	-	-	(0.01)	(8.06)
Provision for Non-moving spares ^(v)	89.92	95.41	(0.66)	424.55	(5.16)	455.38
Loss allowances for debtors ^(vi)	-	-	-	-	-	8,665.81
Corporate Services by NLCIL ^(vii)	444.88	444.89	444.88	1,334.65	1,334.65	1,779.54
Operation and maintenance services by NLCIL ^(viii)	132.12	166.97	139.46	436.49	428.05	560.79
Total	4,046.79	3,299.78	3,320.46	10,790.84	10,805.04	27,036.25


RAJINDER KUMAR SINGH
 CHIEF FINANCIAL OFFICER
 NLC Tamil Nadu Power Limited
 Harbour Estate, Tuticorin - 628 004


KANANDARAMANUJAM
 Chief Executive Officer
 NLC TamilNadu Power Limited
 Harbour Estate, Tuticorin-628 004

For Govind And Bala Associates
Chartered Accountants
 Firm Regn. No. 006168S


Allam Sai Sudhakar
 Partner
 Membership. No.221557

- (i) Insurance premium of ₹ 1,920.11 lakh paid to National Insurance Company Limited covering the policy period from 01.02.2024 to 31.01.2025 under Mega Risk Insurance Policy.
- (ii) Power Trading Agreement was entered on 30th of October 2019 between NTPL (Client) and NLCIL (Member) towards sale of URS and regulated Power. Selling expenses include an amount of ₹ 13.76 Lakh (incl. GST), ₹ 2.19 Lakh (incl. GST), ₹ 11.02 Lakh (incl. GST) and ₹ 4.29 Lakh (incl. GST) paid to NLCIL as trading margin on account of sale of URS and regulated power through IEX during the FY 2023-24, Quarter-1 of FY 2024-25, Quarter-2 of FY 2024-25 and Quarter-3 of FY 2024-25 respectively.
- (iii) While granting Environmental Clearance for setting up of 2X500 MW Thermal Power Plant in Tuticorin, MoEF&CC vide letter dated 11.01.2013 has stipulated the Company to commit ₹ 1,963.00 Lakh as One-time capital cost for CSR programme and thereafter a recurring CSR expenditure of ₹ 393.00 Lakh per annum earmarked till the life of plant. Considering the amount of CSR expenditure incurred as per the provisions of Companies Act, 2013, which is normally higher than the amount stipulated under the MoEF notification, so no separate expenditure has been met as per the said notification. In this regard, it is proposed to approach MoEF to get the amendment in EC conditions as MoEF has granted amendment to a PSU by deleting EC conditions with reference to one time capital cost and recurring expenditure. Till such time amount involved as per the MoEF notification is considered as contingent liability.
- (iv) Upon physical verification of fixed assets conducted during the previous year, provision has been recognised under provision for fixed assets.
- (v) Provision at the rate of 50% of the value of material has been created for all non-moving spares (normal O&M spares which have not moved for more than 5 years from the cut-off date) excluding insurance spares.
- (vi) Loss allowances for debtors for the previous year relates to provision for reversal of surcharge on the outstanding power dues levied on TNPGL, AP DISCOM's and TG DISCOM's with respect to liquidation plan which is pending for acceptance.
- (vii) NLCIL's corporate and support functions team renders advisory services to NTPL in relation to the overall operation and maintenance of the company.
- (viii) NLCIL deploys personnel on secondment basis to NTPL for the supervision of operation and maintenance of the company.

29. Net Movement in regulatory


(₹ in Lakh)

Particulars	For the quarter	For the quarter	For the quarter	For the 9 months	For the 9 months	For the year
	ended 31st December 2024 (Unaudited)	ended 30th September 2024 (Unaudited)	ended 31st December 2023 (Unaudited)	ended 31st December 2024 (Unaudited)	ended 31st December 2023 (Unaudited)	ended 31st March 2024
Income						
Capital Spares Consumed ⁽ⁱ⁾	(4,641.86)	65.42	-	(4,491.00)	86.54	115.45
Unbilled Power Sales / CERC Order ⁽ⁱⁱ⁾	(64,751.09)	(28,647.56)	2,922.25	(90,247.70)	8,303.29	10,923.05
Security Expenses ⁽ⁱⁱⁱ⁾	(4,195.43)	247.51	248.81	(3,753.77)	716.49	939.54
CERC Regulations ^(iv)	18,191.98	(5,289.55)	2,248.95	16,129.68	6,674.75	(7,325.61)
Expense						
CERC Regulations ^(iv)	30,240.38	(5,289.55)	2,248.95	28,178.08	6,674.75	(7,325.61)
Net Movement	(85,636.78)	(28,334.63)	3,171.06	(1,10,540.87)	9,106.32	11,978.04


RAJINDER KUMAR SINGH
 CHIEF FINANCIAL OFFICER
 NLC Tamil Nadu Power Limited
 Harbour Estate, Tuticorin - 628 004


KANANDARAMANUJAM
 Chief Executive Officer
 NLC Tamil Nadu Power Limited
 Harbour Estate, Tuticorin-628 004

For Govind And Bala Associates
Chartered Accountants
 Firm Regn. No. 006168S


Allam Sai Sudhakar
 Partner
 Membership. No.221557

(i) As per CERC Regulations 2024 and 2029, capital spares consumed are recoverable from DISCOM's.

(ii) In the trued up petition for the Tariff period 2014-19, the company has claimed an amount of ₹ 77,438.42 Lakh as additional capitalisation from the date of commissioning upto 31.03.2018, out of which CERC has allowed ₹ 66,357.16 Lakh in its order dated 21.06.2024. Accordingly, necessary adjustment arising out of the above order for the period upto 31.03.2019 has been considered.

The company has received the tariff order dated 01.08.2024 from CERC, Based on which ₹ 1,03,249.58 Lakh comprises of Principal Amounting to ₹ 77,984.58 Lakh and Interest Amounting to ₹ 25,265 Lakh considered in the books of accounts duly complying with the CERC Regulations in the FY 2024-25.

(iii) NLCIL (Talabira) has received tariff order dated 12.06.2024 for the tariff period 2019-24. Based on that credit note value of Rs. 225.57 Cr including GST (coal cost reduction Rs. 114.83 Cr, interest on cost reduction Rs. 13.88 Cr and Non tariff income Rs. 96.85 Cr) has been received from NLCIL. Out of which coal cost reduction after considering already passed on value of Rs. 9.87 Cr and NTI has been booked under regulatory deferral income and interest amount is accounted under other income. This entire credit note value after considering already passed on value Rs. 9.87 Cr has been booked under regulatory deferral expense to pass on the same to DISCOMs by revising the tariff rate based on revised coal cost.

iv) NTPL has filed truing up petition for the period 2019-24 based on the petition an over recovery amount of Rs. 106.60 Cr considered in the regulatory expenses.

(v) As per CERC Regulations 2024, security expenses are recoverable from DISCOM's.

(vi) As per CERC Regulations, NLCIL is required to share the Non-tariff income arising from sale of coal (Talabira Mines).

30. Other Comprehensive Income:

(₹ in Lakh)

Particulars	For the quarter ended 31st December 2024		For the quarter ended 30th September 2024		For the quarter ended 31st December 2023		For the 9 months ended 31st December 2024		For the 9 months ended 31st December 2023		For the year ended 31st March 2024	
	(Unaudited)		(Unaudited)		(Unaudited)		(Unaudited)		(Unaudited)		(Unaudited)	
Remeasurement of Actuarial (Losses)/Gains	9.01		(9.04)		(1.38)		(70.68)		(15.61)		(24.30)	
Less: Tax expenses/(savings)												
remeasurement of Actuarial (Losses)/Gains												
- Current Year Tax	1.57		(1.58)		(0.24)		(12.35)		(2.73)		(6.17)	
- MAT Credit	(1.72)		1.58		0.24		12.20		2.73		6.17	
Total	9.16		(9.04)		(1.38)		(70.53)		(15.61)		(24.30)	

31. Earnings per equity share from

Particulars	For the quarter ended 31st December 2024		For the quarter ended 30th September 2024		For the quarter ended 31st December 2023		For the 9 months ended 31st December 2024		For the 9 months ended 31st December 2023		For the year ended 31st March 2024	
	(Unaudited)		(Unaudited)		(Unaudited)		(Unaudited)		(Unaudited)		(Unaudited)	
Before net regulatory deferral adjustments:												
Profit after Tax (₹ in Lakh)	1,15,706.31		92,650.85		241.84		2,12,115.30		3,902.33		938.38	
Weighted Average Number of Shares	2,18,80,42,000		2,18,80,42,000		2,18,80,42,000		2,18,80,42,000		2,18,80,42,000		2,18,80,42,000	
Face Value of Share (₹)	10.00		10.00		10.00		10.00		10.00		10.00	
Earnings per Share - Basic and Diluted (₹)	5.29		4.23		0.01		9.69		0.18		0.04	
After net regulatory deferral adjustments:												
Profit after Tax (₹ in Lakh)	30,069.53		64,316.22		3,412.90		1,01,574.43		13,008.66		12,916.42	
Weighted Average Number of Shares	2,18,80,42,000		2,18,80,42,000		2,18,80,42,000		2,18,80,42,000		2,18,80,42,000		2,18,80,42,000	
Face Value of Share (₹)	10.00		10.00		10.00		10.00		10.00		10.00	
Earnings per Share - Basic and Diluted (₹)	1.37		2.94		0.16		4.64		0.59		0.59	

The Company does not have any potentially dilutive shares, thus the basic and the diluted earnings per share are same.


RAJINDER KUMAR SINGH
 CHIEF FINANCIAL OFFICER
 NLC Tamil Nadu Power Limited
 Harbour Estate, Tuticorin - 628 004


KANANDARAMANUJAM
 Chief Executive Officer
 NLC TamilNadu Power Limited
 Harbour Estate, Tuticorin-628 004

For Govind And Baia Associates
Chartered Accountants
 Firm Regn. No. 006168S

Allam Sai Sudhakar
 Partner
 Membership. No.221557

32. Expenditure during construction

(₹ in Lakh)

Particulars	For the quarter	For the quarter	For the quarter	For the 9 months	For the 9 months	For the year
	ended 31st December 2024 (Unaudited)	ended 30th September 2024 (Unaudited)	ended 31st December 2023 (Unaudited)	ended 31st December 2024 (Unaudited)	ended 31st December 2023 (Unaudited)	ended 31st March 2024
A. Employee benefits expense*						
Salaries and wages	65.01	64.29	71.56	191.60	212.56	274.47
B. Finance Costs*						
Interest	(2,072.10)	973.04	666.32	(208.09)	1,822.37	2,553.88
Total	(2,007.09)	1,037.33	737.88	(16.49)	2,034.93	2,828.35

* Carried to capital work-in-progress - (Note No. 4)

33. The Company has reclassified the previous period figures to confirm to current period's classification wherever necessary.

34. Amount in the financial statements are presented in ₹ Lakh (upto two decimals) except other-wise indicated.


RAJINDER KUMAR SINGH
 CHIEF FINANCIAL OFFICER
 NLC Tamil Nadu Power Limited
 Harbour Estate, Tuticorin - 628 004


KANANDARAMANUJAM
 Chief Executive Officer
 NLC TamilNadu Power Limited
 Harbour Estate, Tuticorin-628 004

Govind And Baia Associates
 Chartered Accountants
 Firm Regn. No. 006168S

Allam Sai Sudhakar
 Partner
 Membership. No.221557